

hatria



CATALOGO 7.0

HAPPY HOUR SLIM	20
NEXT	38
CANALGRANDE	46
BIANCA	52
PENCIL / VALLEY	58
GRANDANGOLO	64
AREA	72
FUSION	78
HAPPY HOUR	86
LE FIABE	96
DAYTIME EVO / DAYTIME	112
NIDO	118
ERIKA pro Q / ERIKA pro	124
SLIDING wood system	130
Hatria Shower Trays	136
DEDICATO	138
LIF showertrays	150
Progetti e Sistemi per l'Architettura / Grandi Classici	160
G-FULL	162
ABITO	168
YOU & ME	182
SCULTURE	186
DOLCEVITA	192
pro come PROGETTO	198
LAVABI SOSPESI O DA MOBILE	203
LAVABI SOSPESI CON COLONNA O SEMICOLONNA	203
LAVABI INCASSO / SEMINCASSO / INCASSO SOTTOPIANO	204
LAVAMANI E SPECIALI	205
VASI E BIDET SOSPESI	206
VASI E BIDET A TERRA / VASI CON CASSETTA	206
CASSETTA MONOLITH	207
BAGNO 1x1 m	208
PIATTI DOCCIA	208
AUTONOMY	209
LE PAGINE TECNICHE	210

PRODUCT INDEX

LAVABI SOSPESI

Wall hung washbasins Haugend waschbecken Lavabos suspendus Lavabos suspendidos Раковина подвесная

CANALGRANDE p. 46



1000x500*

810x500*

600x500*

G-FULL p. 162



400x480*

ABITO p. 168



1000x555

GRANDANGOLO p. 64



1500x500*

1300x500*

1300x500 T dx-rh*

1300x500 T sx-lt*

1000x500*



750x500 dx-rh*

750x500 sx-lt*

500x500 dx-rt*

500x500 sx-lt*

AREA p. 72



1100x350*

700x354*

900x350*

810x450*

600x450

HAPPY HOUR p. 86



480x480

LE FIABE p. 96



1000x485*

810x485*

600x485*

* Anche da mobile Also for furniture Auch dafür element Aussi pour meubles Tambien mueble Также для мебель

PRODUCT INDEX

LAVABI SOSPESI

Wall hung washbasins Haugend waschbecken Lavabos suspendus Lavabos suspendidos Раковина подвесная

DAYTIME p. 112



1105x500*

860x500 dx-rh

860x500 sx-lt

700x500

620x500

550x450

450x378

NIDO p. 118



680x480

620x470

560x445

ERIKA pro Q / ERIKA pro p. 124



1200x450*

1000x450*

800x450*

650x450*

600x450*

550x400*

450x380*



680x480

620x460

YOU & ME p. 182



920x460

703x445

460x460 dx-rh

460x460 sx-lt

SCULTURE p. 186



1100x585

770x585

650x585

DOLCEVITA p. 192



1000x550*

750x550*

750x575

700x550

SOPHIE p. 203



1250x500*

1200x500*

1050x495*

950x500*

865x500*

750x495*

560x450*

* Anche da mobile Also for furniture Auch dafür element Aussi pour meubles Tambien mueble Также для мебель

PRODUCT INDEX

LAVABI D'APPOGGIO

Surface-mounted washbasins Aufsatz washbecken Lavabos a poser Lavabos de apoyo Раковина накладная

G-FULL p. 162



400x480

ABITO p. 168



580x450

GRANDANGOLO p. 64



750x500 dx-rh*



750x500 sx-lt*



500x500 dx-rh*



500x500 sx-lt*

PENCIL p. 58



550x380



400x400

VALLEY p. 58



600x400

AREA p. 72



900x350



1000x352



800x350

HAPPY HOUR p. 86



475x475



470x470



440x440



480x480



398x398



500x380



550x405



700x400

NIDO p. 118



680x480



620x470



560x445



750x370

YOU & ME p. 182



920x460



703x445

SCULTURE p. 186



690x525



520x520

LAVABI DA INCASSO SOPRAPIANO

Built in washbasins on the countertop Einbauwashbecken Lavabos a recouvrement Lavabos encastre sobre encimera Раковина встраиваемая сверху

DAYTIME p. 204



615x430

DOLCEVITA p. 192



650x480

OVALINE p. 204



600x520

LAVABI DA INCASSO SOTTOPIANO

Built in undercounter washbasins Einbauwashbecken unter der flache Lavabos a recouvrement sous plan Lavabos encastre bajo encimera Раковина встраиваемая снизу

HAPPY HOUR p. 204



440x440



500x380

CATERINE p. 204



570x425

PRODUCT INDEX

LAVABI SEMINCASSO

Half built in washbasins Halbeinbau Lavabos semi encastere Lavabos semiencastre Полуистраиваемая раковина

HAPPY HOUR p. 86



480x480

PIATTI DOCCIA

Shower Trays Duschwannen Receveurs de douche Platos de ducha Душевые поддоны

LIF.ST h 45 mm Heavycril - h 60 mm Ceramic p. 150



1600x800



1500x800



1400x800



1200x800



1000x800



800x800



900x900



1200x700



1000x700



900x700

LIF.RO h 60 mm Ceramic p. 150



1200x800



1000x800



800x800



900x900



1200x700



1000x700



900x700

PIATTI DOCCIA h 110 mm Ceramic p. 208



1200x800

1000x800

1200x700

1000x700

900x720




900x900

800x800

750x750

700x700

DEDICATO h 30 mm Solitex® p. 138*




STANDARD

P. 700

P. 800

P. 900



EDGE

P. 700

P. 800

P. 900



EDGE L SX

P. 700

P. 800

P. 900



EDGE L DX

P. 700

P. 800

P. 900



SU MISURA / CUSTOMIZED

P. 700

P. 750-799

P. 800

P. 850-899

P. 800

P. 900

* Per le misure disponibili vedi schede tecniche / For the available sizes, see technical data sheets / Für die verfügbaren Größen siehe technische Datenblätter / Pour les tailles disponibles, voir les fiches techniques / Para conocer las medidas disponibles, consulte las fichas técnicas / Доступные размеры см. в технических паспортах

PRODUCT INDEX

VASI E BIDET SOSPESI

Wall-hung WCs and bidets Hängklosetts und -bidets Cuvettes et bidets suspendus Inodoros y bidés suspendidos Унитазы и биде подвесные

NEXT p. 38



360x560

ABITO p. 168



355x560

FUSION p. 78



355x540 FUSION

355x530 FUSION Q

350x480 FUSION 48

LE FIABE p. 96



365x560 LE FIABE

365x500 LE FIABE 50

DAYTIME p. 112



370x560

NIDO p. 118



365x548


ERIKA pro Q / ERIKA pro p. 124



345x530 ERIKA pro Q


370x530 ERIKA pro

SCULTURE p. 186



400x600

BIANCA p. 52



360x520

VASI E BIDET A TERRA

Floor-mounted WCs and bidets Standklosetts und -bidets Cuvettes et bidets au sol Inodoros y bidés de suelo Напольные унитазы и биде

FUSION p. 78



355x540 FUSION

350x480 FUSION 48

BIANCA p. 52



360x520

PRODUCT INDEX

VASI E BIDET A TERRA

Floor-mounted WCs and bidets Standklosetts und -bidets Cuvettes et bidets au sol Inodoros y bidés de suelo Напольные унитазы и биде

LE FIABE p. 96



370x555 LE FIABE

365x660x815 LE FIABE

365x500 LE FIABE 50

DAYTIME / DAYTIME EVO p. 112



370x560 DAYTIME

370x560 DAYTIME EVO

375x665x815 DAYTIME EVO

NIDO p. 118



355x555

360x555

355x655x803

SCULTURE p. 186



400x600

420x720x820

ERIKA pro Q / ERIKA pro p. 124



350x530 ERIKA pro Q

370x625x805 ERIKA pro Q

370x530 ERIKA pro

370x655x778 ERIKA pro

YOU & ME p. 182



375x505

DOLCEVITA p. 192



370x590

370x710x1005

Hatria, azienda presente sul mercato dagli anni '70, è specializzata nella produzione di sanitari in ceramica di forme e tipologie diverse, dal design innovativo e rigorosamente Made in Italy. L'utilizzo di materie prime purissime, una prototipazione accurata e rigorosa, la gestione di tutte le fasi del processo produttivo, sono supportate da una solida tradizione ceramica, da un "saper fare" che nel tempo si è affiancato a sempre più sofisticate tecnologie. L'avanzatissimo impianto di produzione automatico sito a Teramo (Italy), base per lo sviluppo di una gamma completa di prodotti che rispondono alle rinnovate esigenze del bagno contemporaneo.

Hatria has been operating since the 1970s and specialises in the production of various types and sizes of ceramic bathroom fittings, with an innovative, 100% Italian design and craftsmanship. The use of extra-pure raw materials, a painstaking, rigorous prototyping process and the management of all stages of the production process are supported by a solid ceramic tradition and craftsmanship skills that over the years have been aided by increasingly sophisticated technologies. The cutting-edge automated production plant located in Teramo (Italy) is the base for the development of a complete range of products able to meet the evolving needs of the contemporary bathroom.

Hatria ist seit den 70er Jahren auf dem Markt präsent und auf die Herstellung von Sanitärkeramik in verschiedenen Formen und Typen, mit innovativem Design und aus strikt italienischer Herstellung, spezialisiert. Die Verwendung von reinsten Rohstoffen, ein akkurates und rigoroses Prototyping, die Kontrolle aller Phasen des Produktionsprozesses, werden von einer soliden Erfahrung im Bereich der Keramik unterstützt, von einem „Know-how“, das im Laufe der Zeit mit immer ausgefeilteren Technologien kombiniert wurde. In der hochmodernen automatisierten Produktionsstätte in Teramo (Italien) wird eine komplette Produktpalette entwickelt, die den gewachsenen Anforderungen an das moderne Bad gerecht wird.

L'entreprise Hatria, présente sur le marché depuis les années 70, est spécialisée dans la production de sanitaires en céramique de formes et types différents, au design innovant, rigoureusement fabriqués en Italie. L'utilisation de matières premières d'une grande pureté, la conception de prototypes soignés dans les moindres détails, la gestion de toutes les phases du processus de production, sont soutenues par une solide tradition céramique. Un savoir-faire qui, au fil du temps, a été associé à des technologies toujours plus avancées. Le site de production automatisé et ultra moderne de Teramo (Italie) permet le développement d'une gamme complète de produits qui répondent aux nouvelles exigences de la salle de bain contemporaine.

Hatria, empresa presente en el mercado desde los años 70, está especializada en la producción de artículos sanitarios de cerámica de diferentes formas y tipos, con un diseño innovador y estrictamente Made in Italy. El uso de materias primas puras, un prototipo preciso y correcto, la gestión de todas las fases del proceso de producción, están respaldadas por una sólida tradición cerámica, por un "know-how" que con el tiempo se ha combinado con tecnologías cada vez más sofisticadas. La avanzada planta de producción automática sita en Teramo (Italia) es la base para el desarrollo de una gama completa de productos que responden a las necesidades renovadas de los baños contemporáneos.

Компания Hatria, присутствующая на рынке с 70-х годов, специализируется на производстве многообразных типов и форм фаянсовой сантехники с инновационным дизайном, изготовление которой осуществляется полностью в Италии. Применение высококачественного сырья, тщательная разработка прототипов, управление всеми этапами производственного процесса дополняются большим опытом и знанием секретов производства с использованием все более совершенной технологии. В Терамо (Италия) находится передовое автоматизированное производство, позволяющее разрабатывать и выпускать полный ассортимент продукции, отвечающей новым требованиям современной ванной комнаты.



TRADIZIONE MADE IN ITALY E AVANGUARDIA TECNOLOGICA

CERAMIC TRADITION MADE IN ITALY AND LEADING-EDGE TECHNOLOGY
KERAMIKTRADITION AUS ITALIEN UND FORTSCHRITTLICHE TECHNOLOGIE
TRADITION CÉRAMIQUE MADE IN ITALY ET TECHNOLOGIE D'AVANT-GARDE
TRADICIÓN CERÁMICA MADE IN ITALY Y TECNOLOGÍA DE VANGUARDIA
ТРАДИЦИИ КЕРАМИКИ «MADE IN ITALY» И ПЕРЕДОВЫЕ ТЕХНОЛОГИИ



Hatria opera in una direzione sostenibile attraverso la riduzione delle fonti energetiche in tutte le fasi del processo produttivo e l'eliminazione dell'impiego di energia per il riscaldamento, insieme a nuove soluzioni che permettono un risparmio nel consumo d'acqua durante l'utilizzo del sanitario. La certificazione del Sistema Qualità Hatria da parte del Certiquality-Certichim, secondo la norma UNI-EN-ISO 9001:2008, è un'ulteriore passo volto a garantire la massima performance dei nostri prodotti. Funzionalità e semplicità d'uso vanno di pari passo con la ricerca di un design raffinato firmato da designers internazionali quali Francesco Lucchese, Dal Lago Associati, Antonio Bullo, Nilo Gioacchini, Federico Sandri e Daniel Debiasi, Mario Alessiani.

Hatria places the accent on eco-sustainable production, by reducing the energy used at all stages of the process and eliminating the use of energy for heating, as well as adopting new solutions to save on the water used by the bathroom fittings. The certification of the Hatria Quality System on the part of Certiquality-Certichim, in accordance with the UNI-EN-ISO 9001:2008 standard, is a further step towards guaranteeing top product performance. Practical and user-friendly, with a sophisticated design by international names such as Francesco Lucchese, Dal Lago Associati, Antonio Bullo, Nilo Gioacchini, Federico Sandri and Daniel Debiasi, Mario Alessiani.

Für Hatria ist Nachhaltigkeit ein wichtiges Anliegen, erreicht wird dies durch Energieeinsparung auf allen Stufen des Produktionsprozesses, für die Heizung wird keine Energie verbraucht und es werden neue Lösungen entwickelt, die Einsparungen beim Wasserverbrauch bei der Nutzung von Sanitärtechnik im Bad ermöglichen. Die Zertifizierung des Qualitätsmanagementsystems von Hatria durch Certiquality-Certichim gemäß Norm UNI-EN-ISO 9001:2008 ist ein weiterer Schritt, um zu garantieren, dass unsere Produkte die beste Leistung bieten. Funktionalität und Einfachheit der Bedienung gehen Hand in Hand mit der Entwicklung eines raffinierten Designs, das von internationalen Designern wie Francesco Lucchese, Dal Lago Associati, Antonio Bullo, Nilo Gioacchini, Federico Sandri und Daniel Debiasi sowie Mario Alessiani gestaltet wurde.

Hatria a adopté des principes de durabilité à travers la réduction de la consommation d'énergie dans chaque phase du processus de production, l'élimination de l'utilisation d'énergie pour le chauffage et de nouvelles solutions d'économie d'eau dans les sanitaires. La certification du Système Qualité de conformité à la norme UNI-EN-ISO 9001:2008, que le Certiquality-Certichim a remise à Hatria, est un gage supplémentaire de l'excellence de nos produits. Fonctionnalité et simplicité d'utilisation vont de pair avec la recherche d'un design raffiné signé par des designers de renommée internationale tels que Francesco Lucchese, Dal Lago Associati, Antonio Bullo, Nilo Gioacchini, Federico Sandri, Daniel Debiasi et Mario Alessiani.


Hatria produce de forma sostenible a través de la reducción de las fuentes de energía en todas las fases del proceso de producción y la eliminación del uso de la energía para la calefacción, junto con nuevas soluciones que permiten un ahorro en el consumo de agua sanitaria. La certificación del Sistema de Calidad de Hatria por parte de Certiquality-Certichim, según la norma UNI-EN-ISO 9001:2008, es otro paso adelante destinado a garantizar el rendimiento máximo de nuestros productos. La funcionalidad y la simplicidad de uso van de la mano con la búsqueda de un diseño refinado firmado por diseñadores de fama internacional como Francesco Lucchese, Dal Lago Associati, Antonio Bullo, Nilo Gioacchini, Federico Sandri y Daniel Debiasi, Mario Alessiani.

Компания Hatria демонстрирует ответственное отношение к окружающей среде посредством сокращения потребления энергии на всех этапах производственного процесса и отказа от использования электроэнергии для отопления, а также посредством внедрения новых решений, позволяющих экономить расход воды при пользовании сантехникой. Сертификация Системы Качества Hatria на соответствие требованиям стандартов UNI-EN-ISO 9001:2008, проведенная Институтом Certiquality-Certichim, – это дальнейший шаг, направленный на обеспечение максимально высокого качества нашей продукции. Функциональность и простота дополняются разработкой изысканного дизайна с участием таких известных дизайнеров, как Франческо Луккесе, студии Dal Lago Associati, Антонио Булло, Нило Джоаккини, Федерико Сандри и Даниэла Дебиаси, а также Марио Алессани.



QUALITÀ SOSTENIBILE DAL DESIGN CONTEMPORANEO

SUSTAINABLE QUALITY FROM CONTEMPORARY DESIGN
NACHHALTIGE QUALITÄT AUS ZEITGENÖSSISCHEM DESIGN
LA QUALITÉ DURABLE DU DESIGN CONTEMPORAIN
CALIDAD SOSTENIBLE DEL DISEÑO CONTEMPORÁNEO
УСТОЙЧИВОЕ КАЧЕСТВО ОТ СОВРЕМЕННОГО ДИЗАЙНА



The new Hatria rimless wall hung WCs FUSION, LE FIABE, ERIKA pro, NEXT flushing systems come with visible edges and use only a small amount of water, leaving no space for dirt and bacteria to form. This makes it extremely quick and easy to clean. Designed with an innovative flushing system that facilitates cleaning and maintenance, these ceramic wall hung rimless WCs are in any case installed in the same way as conventional WCs. Flushing and perfect cleaning are assured with just 4.5/3 litres of water.

Die neuen hänge Klosetts rimless FUSION, LE FIABE, ERIKA pro, NEXT von Hatria benötigen dank des Spülsystems mit sichtbarem Rand nur eine geringe Wassermenge, lagern keinen Schmutz ab und fördern die Bakterienbildung nicht. Die Reinigung der Sanitäreanlage ist daher extrem einfach und schnell. Diese nach einem innovativen Spülanlagenkonzept, das die Reinigung und Wartung erleichtert, produzierten spülrandlosen wandhängenden Klosetts aus Keramik behalten in jedem Fall die Installationseigenschaften von traditionellen Klosetts bei. Die Spülung und eine perfekte Reinigung werden mit nur 4,5/3 Litern Wasser gewährleistet.

Grâce au système de rinçage à bride ouverte qui ne consomme qu'un petit volume d'eau, dans les nouvelles cuvettes suspendu rimless Hatria FUSION, LE FIABE, ERIKA pro, NEXT, les salissures ne forment plus de dépôt, de sorte que les bactéries ne peuvent plus s'y loger. La cuvette est ainsi plus facile et plus rapide à nettoyer. Dotées de cette technique de rinçage innovante qui facilite les opérations de nettoyage et d'entretien, ces cuvettes suspendues sans bride s'installent exactement comme des cuvettes traditionnelles. L'efficacité du rinçage et une propreté parfaite sont assurées avec 4,5/3 litres d'eau seulement.

Gracias al sistema de lavado con borde accesible, los nuevos inodoros suspendidos rimless FUSION, LE FIABE, ERIKA pro, NEXT de Hatria no presentan zonas de depósito de suciedad ni formación de bacterias con solo usarse un poco de agua. La limpieza del inodoro resulta por tanto extremadamente simple y rápida. Hechos según un concepto innovador del conducto de desagüe, para facilitar las operaciones de limpieza y mantenimiento, estos inodoros suspendidos en cerámica sin canal de lavado mantienen igualmente todas las características de instalación de los inodoros tradicionales. El desagüe y una perfecta limpieza se garantizan con solo 4,5/3 litros de agua.

Новые подвесной унитазаы rimless FUSION, LE FIABE, ERIKA pro, NEXT производства Hatria, благодаря системе ополаскивания с открытым бортиком, используют минимальное количество воды и препятствуют образованию грязных отложений и формированию бактерий. Уборка такой сантехники становится исключительно простой и быстрой. Изготовленные по инновационной концепции системы слива, что существенно облегчает их очистку и содержание, эти керамические подвесные унитазаы без бортика сохраняют неизменными монтажные характеристики традиционных унитазаов. Слив и абсолютная чистота обеспечиваются всего лишь 4,5/3 литрами воды.



PURE RIM® PIÙ IGIENE, MENO ACQUA, ZERO BATTERI

MORE HYGIENE, LESS WATER, ZERO BACTERIA
MEHR HYGIENE, WENIGER WASSER, NULL BAKTERIEN
HYGIÈNE OPTIMALE, MOINS D'EAU CONSOMMÉE, ZÉRO BACTÉRIE
MÁS HIGIENE, MENOS AGUA, CERO BACTERIAS
БОЛЬШЕ ГИГИЕНЫ, МЕНЬШЕ ВОДЫ, НОЛЬ БАКТЕРИЙ

I nuovi vasi sospesi rimless FUSION, LE FIABE, ERIKA pro, NEXT di Hatria grazie al sistema di risciacquo con bordo a vista, utilizzando soltanto una piccola quantità d'acqua, non presentano zone di deposito sporco e formazione di batteri. La pulizia del sanitario risulta così estremamente semplice e veloce. Realizzati secondo un concetto innovativo del sistema di scarico, per facilitare le operazioni di pulizia e manutenzione, questi vasi sospesi in ceramica senza brida mantengono comunque invariate le caratteristiche di installazione dei tradizionali vasi. Lo scarico ed una perfetta pulizia sono garantiti con soli 4,5/3 litri d'acqua.



4,5 lt. NEXT
VASO SOSPESO
wall hung wc



4,5 lt. LE FIABE
VASO SOSPESO
wall hung wc



4,5 lt. ERIKA pro
VASO SOSPESO
wall hung wc



4,5 lt. FUSION
VASO SOSPESO
wall hung wc

VASO FILO MURO
back to wall wc

VASO MONOBLOCCO
coupled wc



Alchemy è un innovativo e tecnologico trattamento delle superfici ceramiche che dona ai sanitari brillantezza unica, massima resistenza ed inattaccabilità. Pensato per garantire igiene e durata nel tempo, Alchemy si associa a nuove forme dal design esclusivo, rese possibili da un impasto di proprietà esclusiva Hatria, che coniuga un alto valore estetico a un significativo rispetto per l'ambiente. Alchemy prende forma e si completa grazie allo studio di un impasto speciale, che consente un design dagli spessori sottilissimi. L'evoluzione di un design contemporaneo, elegante e ricercato unito comunque ad un'inalterata resistenza della ceramica, si traduce nella nuova collezione di lavabi Happy Hour Slim. Alchemy allarga la sua proposta anche alla collezione di sanitari Fusion. Happy Hour Slim e Fusion, un equilibrio perfetto di forme e contenuti.

Alchemy is an innovative, high-tech treatment for finishing ceramic surfaces that gives sanitary fixtures a unique shine and unbeatable toughness, with resistance to microbes and deposits. Conceived to guarantee hygiene and durability, Alchemy combines with new, exclusively styled forms made possible by a Hatria proprietary body mix, which delivers outstanding aesthetic values together with significant environmental benefits. Alchemy takes shape and is completed thanks to the development of a special bod mix, allowing the slenderest of designs. The evolution of contemporary, elegant, sophisticated design without any reduction in the strength of the ceramic material gives us the new Happy Hour Slim collection of washbasins. Alchemy extends its reach to include the Fusion sanitary fixture collection. Happy Hour Slim and Fusion, the perfect balance between forms and contents.

Alchemy ist eine innovative Veredelung keramischer Oberflächen, die den Sanitärartikeln einzigartige Brillanz sowie höchste Beständigkeit und Widerstandsfähigkeit verleiht. Konzipiert für Hygiene und Langlebigkeit, kommt Alchemy in einer neuen, geschmackvollen Formensprache zum Ausdruck. Dies ist der exklusiven Keramikmasse von Hatria zu verdanken, die hohe Ansprüche in Bezug auf Ästhetik und Nachhaltigkeit erfüllt. Dank der Entwicklung einer besonderen Keramikmasse, die extrem dünne Wandstärken ermöglicht, zeigt sich Alchemy in vollendeter Form. Das moderne Design von formvollendeter Eleganz und die dauerhafte Beständigkeit der Keramik sind die überzeugenden Merkmale der neuen Waschtisch-Kollektion Happy Hour Slim. Alchemy erstreckt sich auch auf die Sanitärkollektion Fusion. Happy Hour Slim und Fusion, eine perfekte Balance aus Formvollendung und Funktionalität

Alchemy est un tout nouveau traitement révolutionnaire pour les surfaces céramiques. Avec lui, les sanitaires brillent d'un éclat unique et ils garantissent une solidité maximale et une résistance totale. Mis au point pour garantir hygiène et durabilité, Alchemy épouse des formes nouvelles et exclusives, pétries à partir d'une pâte qui est la propriété exclusive de Hatria, en mesure de conjuguer esthétique supérieure et respect profond pour l'environnement. Alchemy prend corps et se complète par la mise au point d'une pâte spéciale qui permet d'élaborer des formes extrêmement fines. La nouvelle collection de lavabos Happy Hour Slim résume l'évolution d'un design contemporain, élégant et raffiné, auquel s'ajoute la résistance exceptionnelle de la céramique. Alchemy s'applique aussi à la collection de sanitaires Fusion. Happy Hour Slim et Fusion, un parfait équilibre entre formes et contenus.

Alchemy es un tratamiento de las superficies cerámicas innovador y tecnológico que confiere un brillo único a los sanitarios, así como máxima resistencia e invulnerabilidad. Pensado para garantizar higiene y durabilidad, Alchemy se asocia a nuevas formas de diseño exclusivo, hechas posibles gracias a una masa, propiedad exclusiva de Hatria, que conjuga un alto valor estético con un significativo respeto medioambiental. Alchemy toma forma y se completa gracias al estudio de una pasta especial que permite un diseño de grosores muy reducidos. La evolución de un diseño contemporáneo, elegante y sofisticado, sumado a la inalterada resistencia de la cerámica, se traduce en la nueva colección de lavabos Happy Hour Slim. Alchemy amplía su propuesta a la colección de sanitarios Fusion. Happy Hour Slim y Fusion, un perfecto equilibrio de formas y contenidos.

Alchemy - это инновационная технологическая обработка керамических поверхностей, наделяющая сантехнику уникальным блеском, максимальной прочностью и стойкостью. Обработка Alchemy была создана для обеспечения гигиены и долговечности. Она сочетается с новыми эксклюзивными дизайнерскими формами, полученными благодаря смеси, являющейся эксклюзивной разработкой компании Hatria и объединяющей престижную эстетику с высоким уважением к природе. Alchemy приобретает форму и пополняется разработкой специальной смеси для дизайна моделей с очень тонкими стенками. Эволюция современного элегантного и изысканного дизайна в сочетании с прочностью и неизменностью керамики заложена в основу новой коллекции умывальников Happy Hour Slim. Alchemy расширяет свою сферу применения, включая также коллекцию сантехники Fusion. Happy Hour Slim и Fusion - отличное равновесие форм и содержания.

ALCHEMY L'ESPRESSIONE DELLO SMALTO, LA RICERCATEZZA DEL DESIGN

EXPRESSIVE GLAZE, SOPHISTICATED DESIGN
DIE AUSDRUCKSKRAFT DER GLASUR, DIE FINESSE DES DESIGNS
L'EXPRESSION DE L'ÉMAIL, LA SOPHISTICATION DU DESIGN
LA EXPRESIÓN DEL ESMALTE, LA SOFISTICACIÓN DEL DISEÑO
ВЫРАЗИТЕЛЬНОСТЬ ГЛАЗУРИ, ИЗЫСКАННОСТЬ ДИЗАЙНА



ANTIBATTERICO
ANTIBACTERIAL / ANTIBAKTERIELL /
ANTIBACTÉRIEN / ANTIBACTERIANO /
АНТИБАКТЕРИАЛЬНОСТЬ



ANTICALCARE
ANTI-LIMESCALE / KALKABWEISEND /
ANTICALCAIRE / ANTICAL / ЗАЩИТА
ОТ ИЗВЕСТКОВОГО НАЛЕТА



INALTERABILE
TIMELESS / BESTÄNDIG / INALTÉRABLE /
INALTERABLE / НЕИЗМЕННОСТЬ



IDROFUGO
WATER-REPELLENT / WASSERABWEISEND /
ÉTANCHE À L'EAU / IMPERMEABLE /
ВОДООТТАЛКИВАЕМОСТЬ



BORDO ULTRASOTTILE
ULTRASLIM EDGE / EXTRADÜNNE KANTE /
BORD ULTRA FIN / BORDE ULTRAFINO /
СВЕРХТОНКИЕ СТЕНКИ



NUOVA GAMMA COLORE
NEW COLOUR RANGE / NEUE FARBPALETTE /
NOUVELLE PALETTE DE COULEURS /
NUEVA GAMA CROMÁTICA /
НОВАЯ ЦВЕТОВАЯ ГАММА

Il nuovo smalto di base, che aiuta a isolare la superficie da microbi e batteri, viene applicato all'intera gamma prodotti di Hatria, migliorandone la qualità e ponendo attenzione all'esigenza sempre più elevata in materia di prevenzione e salute, con la garanzia di una maggiore igiene e sicurezza all'interno di ogni ambiente bagno.

PIU' IGIENE, QUALITÀ E PREVENZIONE

The new base glaze, which helps keep microbes and bacteria away from the surface, is applied to the entire Hatria product range, improving quality and placing the accent on the increasing importance of prevention and safeguarding health, guaranteeing better hygiene and safety in every bathroom.

BETTER HYGIENE, QUALITY AND PREVENTION

Der neue Basislack, der die Oberfläche gegen Mikroben und Bakterien schützt, wird jetzt für die gesamte Produktpalette von Hatria verwendet, dadurch wird die Qualität verbessert und dem immer größer werdenden Bedürfnis nach Prävention und Gesundheit besondere Beachtung geschenkt, mit der Garantie für mehr Hygiene und Sicherheit in jedem Badezimmer.

MEHR HYGIENE, QUALITÄT UND PRÄVENTION

Le nouvel émail de base, qui contribue à protéger la surface des microbes et des bactéries, est appliqué sur l'ensemble de la gamme des produits Hatria. Il améliore leur qualité et répond aux exigences toujours plus élevées en matière de prévention et de santé, avec la garantie d'une hygiène et d'une sécurité accrues à l'intérieur de chaque salle de bain.

PLUS D'HYGIÈNE, PLUS DE QUALITÉ ET PLUS DE PRÉVENTION

El nuevo esmalte base, que ayuda a aislar la superficie de microbios y bacterias, se aplica a toda la gama de productos de Hatria, mejora la calidad y responde a la necesidad cada vez mayor en materia de prevención y salud, con la garantía de higiene y seguridad en el cuarto de baño.

MÁS HIGIENE, CALIDAD Y PREVENCIÓN


Новая эмалевая грунтовка, позволяющая защитить поверхности от скопления микробов и бактерий, наносится на изделия всего ассортимента сантехники Hatria, что повышает их качество и позволяет соблюдать постоянно растущие требования по профилактике и защите здоровья, обеспечивая более высокий уровень гигиены и безопасности в каждом помещении ванной комнаты.

БОЛЬШЕ ГИГИЕНЫ, КАЧЕСТВА И ПРОФИЛАКТИКИ



SMALTO ANTIBATTERICO IGIENE E SICUREZZA SU TUTTI I PRODOTTI

ANTIBACTERIAL GLAZE_HYGIENE AND SAFETY ON ALL PRODUCTS /
ANTIBAKTERIELLE GLASUR_HYGIENE UND SICHERHEIT BEI ALLEN
PRODUKTEN / ÉMAIL ANTIBACTÉRIEN_HYGIÈNE ET SÉCURITÉ SUR TOUS
LES PRODUITS / ESMALTE ANTIBACTERIANO_HIGIENE Y SEGURIDAD EN
TODOS LOS PRODUCTOS / АНТИБАКТЕРИАЛЬНАЯ ЭМАЛЬ_ГИГИЕНА И
БЕЗОПАСНОСТЬ ВСЕХ ИЗДЕЛИЙ



ALCHEMY

QUALITÀ ESCLUSIVE

EXCLUSIVE FEATURES / EXKLUSIVE VORZÜGE / DES QUALITÉS EXCLUSIVES / CUALIDADES EXCLUSIVAS / ЭКСКЛЮЗИВНЫЕ СВОЙСТВА



ANTICALCARE

ANTI-LIMESCALE
KALKABWEISEND
ANTICALCAIRE
ANTICAL
ЗАЩИТА ОТ ИЗВЕСТКОВОГО НАЛЕТА

SUPERFICI SEMPRE BRILLANTI, INATTACCABILI E SEMPLICI DA PULIRE

L'aggiunta di cristallina anticalcare negli smalti dona alla superficie ceramica un effetto brillante e lucente, ineguagliabile. Alchemy garantisce grande resistenza ai depositi e all'adesione di calcare, a vantaggio della pulizia che risulta più semplice ed eco sostenibile.

EASY-CLEAN SURFACES, RESISTANT TO DEPOSITS AND WITH A CONSTANT SHINE

The addition of anti-limescale frit to glazes creates a uniquely bright, shiny ceramic surface. Alchemy guarantees outstanding resistance to limescale and other deposits, making cleaning easier and more environment-friendly.

IMMER BRILLANTE, BESTÄNDIGE UND REINIGUNGSFREUNDLICHE OBERFLÄCHEN

Der Zusatz von kalkabweisendem Kristallin in den Glasuren verleiht der keramischen Oberfläche eine einzigartige Brillanz. Alchemy gewährleistet eine hohe Beständigkeit gegenüber der Anhaftung und Ablagerung von Kalk, was den der Reinigungsaufwand mindert – zum Schutz der Umwelt.

DES SURFACES TOUJOURS BRILLANTES, ULTRA RÉSISTANTES ET SIMPLES À NETTOYER

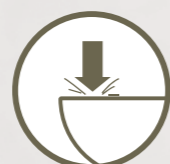
Une fritte anticalcaire est incorporée à l'émail pour donner à la surface céramique une brillance et un éclat sans pareils. Alchemy protège la surface contre les dépôts et les accumulations de calcaire. Le nettoyage est alors plus simple et plus écologique.

SUPERFICIES SIEMPRE BRILLANTES, INVULNERABLES Y FÁCILES DE LIMPIAR

La añadidura de partículas cristalinas antical a los esmaltes otorga a la superficie cerámica un efecto brillante y luminoso inigualable. Alchemy garantiza una gran resistencia a depósitos e incrustaciones de cal, en beneficio de la limpieza, que de este modo resulta más sencilla y ecosostenible.

ВСЕГДА БЛЕСТЯЩИЕ, СТОЙКИЕ ПОВЕРХНОСТИ, КОТОРЫЕ ЛЕГКО ЧИСТЯТСЯ

Добавка в глазурь прозрачного компонента, защищающего от известкового налета, наделяет керамическую поверхность бесподобным блеском. Alchemy гарантирует большую устойчивость к скоплению и отложению известкового налета, обеспечивая более легкую и экологичную очистку.



INALTERABILE

TIMELESS
BESTÄNDIG
INALTÉRABLE
INALTERABLE
НЕИЗМЕННОСТЬ

MASSIMA RESISTENZA, GARANZIA DI DURATA NEL TEMPO

Tecnologie ricercate ed applicate al prodotto determinano qualità e resistenza. Alchemy offre caratteristiche davvero uniche, le superfici diventano difficili da graffiare o segnare, scalfire o rovinare. Qualsiasi macchia o segno è facilmente ripristinabile. Inalterabile nel tempo.

MAXIMUM STRENGTH, GUARANTEED DURABILITY

Sophisticated technologies applied to the product to ensure its quality and strength. Alchemy offers truly unique characteristics; surfaces become highly resistant to scratches, marks, chips or damage. Any stain or mark can easily be removed. Immune to time.

HÖCHSTE BESTÄNDIGKEIT, GARANTIERTE LANGLEBIGKEIT

Ausgefeilte Technologien sorgen für Qualität und Beständigkeit. Alchemy bietet wirklich einzigartige Eigenschaften, da die Oberflächen unempfindlicher gegen Kratzer, Spuren, Schrammen oder Beschädigungen werden. Flecken oder Spuren lassen sich somit leicht entfernen. Dauerhaft beständig.

UNE RÉSISTANCE MAXIMALE, UNE GARANTIE DE DURABILITÉ


La sophistication des technologies dote le produit d'une grande qualité et d'une grande résistance. Alchemy apporte des caractéristiques vraiment exceptionnelles : les surfaces sont difficiles à érafler, à rayer, à marquer ou à abîmer. Les taches ou traces sont très faciles à éliminer. Inaltérable dans le temps.

MÁXIMA RESISTENCIA, GARANTÍA DE DURABILIDAD

La sofisticada tecnología aplicada al producto determina calidad y resistencia. Alchemy brinda unas características verdaderamente únicas que hacen que las superficies resulten de lo más resistentes a sufrir arañazos, señales y rayas, así como al deterioro. Las manchas o señales se borran fácilmente. Inalterable frente al paso del tiempo.

МАКСИМАЛЬНАЯ ПРОЧНОСТЬ - ГАРАНТИЯ ДОЛГОВЕЧНОСТИ

Передовые технологии, применяемые к продукции, обеспечивают ее качество и прочность. Alchemy предлагает на самом деле уникальные характеристики, благодаря которым поверхности надежно защищены от царапин, отметин, повреждений и порчи. Любое пятно или след можно легко устранить. Неизменность с течением времени.



IDROFUGO

WATER-REPELLENT
WASSERABWEISEND
ÉTANCHE À L'EAU
IMPERMEABLE
ВОДООТТАЛКИВАЕМОСТЬ

PROPRIETÀ AUTOPULENTE, FACILE MANUTENZIONE

Il risultato di questi speciali benefici tecnici avviene anche grazie ad un particolare trattamento idrofugo applicato allo smalto. Alchemy ha un effetto sorprendente sulla superficie, permettendo all'acqua e alle gocce di scivolare più agevolmente, evitandone l'accumulo e il ristagno (effetto loto).

SELF-CLEANING PROPERTIES, EASY CARE

The results of these specific technical benefits are thanks in part to a special water-repellent treatment applied to the glaze. Alchemy has a surprising effect on the surface, enabling water and droplets to slip off it more easily, preventing them from building up or stagnating (lotus effect).

SELBSTREINIGUNG, REINIGUNGSFREUNDLICHKEIT

Diese speziellen technischen Vorzüge werden auch dank einer besonderen Veredelung der Glasur zur Geltung, die der Oberfläche wasserabstoßende Eigenschaften verleiht. Alchemy hat eine verblüffende Wirkung auf die Oberfläche. Das Wasser und die Tropfen können leichter abperlen, wodurch eine ständige Benetzung verhindert wird (Lotuseffekt).

QUALITÉS AUTONETTOYANTES, ENTRETIEN FACILE

Ces avantages techniques particuliers se basent sur le traitement d'étanchéité appliqué à l'émail. Alchemy laisse sur la surface un effet surprenant. L'eau et les gouttes glissent plus facilement, évitant ainsi les accumulations et les stagnations (effet lotus).

PROPIEDADES AUTOLIMPIADORAS, FÁCIL MANTENIMIENTO

El resultado de estas ventajas técnicas se logra asimismo gracias al tratamiento impermeable especial que se le da al esmalte. Alchemy tiene un efecto sorprendente sobre la superficie, permite que el agua y las gotas resbalen más fácilmente, evitando que se acumulen y se estancuen (efecto loto).

САМООЧИЩАЕМОСТЬ, ЛЕГКИЙ УХОД

Эти технические преимущества обеспечены также специальным водоотталкивающим покрытием, которое наносится на глазурь. Alchemy образует удивительный эффект на поверхности: эта обработка обеспечивает более легкое стекание воды и капель, не допуская их скопления и застоя (эффект лотоса).



BORDO ULTRASOTTILE

ULTRASLIM EDGE
EXTRADÜNNE KANTE
BORD ULTRA FIN
BORDE ULTRAFINO
СВЕРХТОНКИЕ СТЕНКИ

ELEGANZA E PERFEZIONE, INALTERATA RESISTENZA

Nuova estetica, solo 5 mm di spessore.

ELEGANCE AND PERFECTION, WITH NO REDUCTION IN STRENGTH

New look, just 5 mm thick.

ELEGANZ UND PERFEKTION, DAUERHAFTE BESTÄNDIGKEIT

Neue Optik, nur 5 mm Wandstärke.

ÉLÉGANCE ET PERFECTION, RÉSISTANCE EXCEPTIONNELLE.

Nouvelle esthétique, seulement 5 mm d'épaisseur.

ELEGANCIA Y PERFECCIÓN, RESISTENCIA INALTERADA

Nueva estética, solo 5 mm de grosor.

ЭЛЕГАНТНОСТЬ И СОВЕРШЕНСТВО, НЕ ИЗМЕНЯЮЩАЯСЯ ПРОЧНОСТЬ

Новая эстетика, толщина всего лишь в 5 мм.

ALCHEMY FANTASIA DI COLORI

AN ARRAY OF COLOURS / FARBPHANTASIE / FANTAISIE DE COULEURS /
FANTASÍA CROMÁTICA / ШИРОКАЯ ПАЛИТРА ЦВЕТОВ



- 01 BIANCO
WHITE
- 25 BIANCO MATT
WHITE MATT
- 12 AVORIO
IVORY
- 29 TABACCO
TOBACCO
- 28 CRETA
CRETE
- 46 SELVA
FOREST
- 26 SABBIA
SAND
- 07 CEMENTO
CEMENT
- 08 ANTRACITE
ANTHRACITE
- 45 CENERE
ASH
- 06 LAVAGNA
BLACKBOARD



NUOVA GAMMA COLORE
NEW COLOUR RANGE
NEUE FARBPALETTE
NOUVELLE PALETTE DE COULEURS
NUEVA GAMA CROMÁTICA
НОВАЯ ЦВЕТОВАЯ ГАММА



HAPPY HOUR SLIM

NUOVA ESTETICA DAI BORDI ULTRASOTTILI
NEW LOOK WITH ULTRA-THIN EDGES



FUSION p. 78



FUSION 355x540

FUSION 48 350x480

BIANCA p. 52



360x520

ERIKA pro Q p. 124




345x530

NIDO p. 118



365x550

365x550



360x555

355x555

LE FIABE p. 96



365x555

370x555



365x660x815

50



365x500

HAPPY HOUR SLIM



400x400



440x440



500x380



- 01 BIANCO
WHITE
- 25 BIANCO MATT
WHITE MATT
- 12 AVORIO
IVORY
- 29 TABACCO
TOBACCO
- 28 CRETA
CRETE
- 46 SELVA
FOREST
- 26 SABBIA
SAND
- 07 CEMENTO
CEMENT
- 08 ANTRACITE
ANTHRACITE
- 45 CENERE
ASH
- 06 LAVAGNA
BLACKBOARD



01

BIANCO MATT / WHITE MATT

01: HAPPY HOUR SLIM 06:00s



SELVA / FOREST

02: HAPPY HOUR SLIM 07:00s, BIDET FUSION
03: HAPPY HOUR SLIM 06:00s, WC + BIDET FUSION



CRETA / CRETE

04: HAPPY HOUR SLIM 06:00s



05

AVORIO / IVORY

05: HAPPY HOUR SLIM 06:00s, WC + BIDET FUSION, DEDICATO SHOWER TRAY



06



07

TABACCO / TOBACCO

06: HAPPY HOUR SLIM 07:00s, WC + BIDET FUSION
07: HAPPY HOUR SLIM 06:00s, WC + BIDET FUSION



LAVAGNA / BLACKBOARD

- 13: HAPPY HOUR SLIM 11:00s, WC + BIDET FUSION
- 14: HAPPY HOUR SLIM 06:00s, WC FUSION





10

CENERE / ASH

10: HAPPY HOUR SLIM 07:00s, WC + BIDET FUSION



11

CENERE / ASH

11: HAPPY HOUR SLIM 07:00s, WC + BIDET FUSION



ANTRACITE / ANTHRACITE

12: HAPPY HOUR SLIM 06:00s

SABBIA / SAND

13: HAPPY HOUR SLIM 06:00s

14: HAPPY HOUR SLIM 11:00s



CEMENTO / CEMENT

15: HAPPY HOUR SLIM 06:00s, DEDICATO SHOWER TRAY
16: HAPPY HOUR SLIM 11:00s, DEDICATO SHOWER TRAY



NEXT

DIAMO UN TAGLIO AL PASSATO
LET'S TAKE A BREAK WITH THE PAST



A new more compact discharge system makes the sanitaryware more streamlined and allows hiding the discharge. The brand-new shape alludes to the fact that something has changed compared to the past. The concept of Next comes from the need to convey a unique technical innovation through design which celebrates the aesthetic nature of ceramic. Next, an aesthetic celebration of ceramic expressed in a meeting of surprising curves. The fairing is complete and hides everything in its interior, **the siphon disappears and becomes invisible.**

Ein kompakteres neues Spülsystem, dank dessen die sanitäre Anlage schlanker wird und der Abfluss verborgen bleibt. Die Form wurde deutlich abgeändert, als wollte man einen Teil abschneiden, damit man erahnen kann, dass es im Vergleich zur Vergangenheit eine Änderung gegeben hat. Das Konzept von Next entspringt dem Bedürfnis, anhand des Designs über eine in ihrer Art einzigartige technische Innovation zu berichten, die das ästhetische Ergebnis der Keramik optimal zur Geltung bringt. Next, die ästhetische Verherrlichung der Keramik, die sich in Form der Überkreuzung erstaunlicher Kurven offenbart. Die komplette Verkleidung verbirgt alles in ihrem Inneren, **der Siphon verschwindet und ist nicht mehr zu sehen.**

Un nouveau système d'évacuation plus compact qui permet aux sanitaires d'être plus élancés et de dissimuler ledit système. L'intervention a eu lieu sur la forme de manière nette, comme pour en supprimer une partie et laisser présager qu'une modification a été faite par rapport au passé. Le concept de Next naît de l'exigence de raconter, à travers le design, une innovation technique unique en son genre, qui exalte au maximum le résultat esthétique de la céramique. Next, l'exaltation esthétique de la céramique se manifeste en un entrelacement surprenant de courbes. Le carénage est complet et cache tout en son intérieur ; **le siphon disparaît et devient invisible.**

Un nuevo sistema de descarga más compacto que le permite al inodoro ser más fino al esconder la descarga. Se ha intervenido directamente en la forma al cortar una parte como para mostrar que ha habido un cambio con respecto al pasado. El concepto de Next nace de la necesidad de querer expresar a través del diseño una innovación técnica exclusiva que exalta al máximo el resultado estético de la cerámica. Next, la exaltación de la cerámica que se manifiesta en un cruce de curvas sorprendentes. La carenadura es completa y lo esconde todo en su interior; **el sifón desaparece volviéndose invisible.**

Новая более компактная система смыва делает конструкцию унитаза менее громоздкой и позволяет спрятать слив. Форма как бы говорит о том, что у нее хотели отнять часть ее, и что с ней в прошлом что-то произошло. Концепция модели Next рождена желанием рассказать посредством дизайна об уникальном в своем роде техническом новшестве, позволившем максимально подчеркнуть эстетический результат керамики. В модели Next эстетика керамики проявляется в удивительном сочетании изогнутых линий. Обтекаемый корпус полностью все скрывает, **и сливной сифон становится невидимым.**



NEXT ABBIAMO NASCOSTO L'INNOVAZIONE PER ESALTARE LA BELLEZZA

WE HAVE HIDDEN ITS INNOVATION TO WIDESPREAD ITS BEAUTY /
WIR HABEN DIESE INNOVATION VERSTECKT UM IHRE SCHÖNHEIT
ZU STEIGERN / NOUS AVONS DISSIMULÉ SON INNOVATION POUR
EXALTER SA BEAUTÉ / NOS CONCILIAÇÕES TECNOLOGIA PARA
EXALTER LA BELLEZA / МЫ СКРЫВАЛИ СВОЕ НОВШЕСТВО
ВОЗВЫСИТЬ СВОЮ КРАСОТУ

Un nuovo sistema di scarico più compatto, che permette al sanitario di essere più slanciato e nascondere lo scarico. Si è agito sulla forma in maniera netta, come a volerne tagliare una parte per far intuire che rispetto al passato è accaduto qualcosa. Il concept di Next, nasce dall'esigenza di raccontare, attraverso il design, un'innovazione tecnica unica nel suo genere, che esalta al massimo il risultato estetico della ceramica. Next, l'esaltazione estetica della ceramica che si manifesta in un incrocio di curve sorprendente. La carenatura è completa e nasconde tutto al suo interno, **il sifone scompare e diventa invisibile.**



NEXT

Abbinamenti consigliati *Suggested combinations*

CANALGRANDE p. 46



1000x500

810x500

600x500

ABITO p. 168



1000x555

PENCIL p. 58



550x380



400x400

HAPPY HOUR p. 86



550x405



500x380



440x440



398x398

NEXT 360x560

PURE RIM



01 BIANCO
WHITE

25 BIANCO MATT
WHITE MATT

08 ANTRACITE
ANTHRACITE



01: VASO + BIDET SOSPESI ANTRACITE

01: wall hung wc + bidet anthracite



02



03

02: LAVABO ABITO 100
 03: VASO RIMLESS + BIDET SOSPESI

02: washbasin ABITO 100
 03: wall hung Rimless wc + bidet



04

04: VASO RIMLESS + BIDET SOSPESI, LAVABO CANALGRANDE 100

04: wall hung Rimless wc + bidet, washbasin CANALGRANDE 100




CANALGRANDE

SOTTILISSIMO MA FORTE
EXTRA-SLIM, YET STRONG

CANALGRANDE




NEXT p. 38



360x560

FUSION p. 78



FUSION Q 355x530

CANALGRANDE



1000x500



810x500



600x500



01 BIANCO
WHITE

25 BIANCO MATT
WHITE MATT



01

01: LAVABO 100
01: washbasin 100



02: LAVABO 100
02: washbasin 100



03: LAVABO 80
04: LAVABO 60
03: washbasin 80
04: washbasin 60



BIANCA

ELEGANTE E CONTEMPORANEA
ELEGANT AND CONTEMPORARY

BIANCA



HAPPY HOUR p. 86



475x475



470x470



480x480



500x380



550x405



440x440

HAPPY HOUR SLIM p. 20



400x400



440x440



500x380

ERIKA pro Q p. 124



1200x450



800x450



650x450



600x450



550x400



450x380

BIANCA



360x520



360x520



01 BIANCO
WHITE



01

01: VASO + BIDET FILO MURO

01: back to wall wc + bidet



02

02: VASO + BIDET SOSPESI, LAVABO HAPPY HOUR SLIM 11:00s
 02: wall hung wc + bidet, washbasin HAPPY HOUR SLIM 11:00s



03

03: VASO + BIDET SOSPESI, LAVABO HAPPY HOUR SLIM 06:00s
 03: wall hung wc + bidet, washbasin HAPPY HOUR SLIM 06:00s



PENCIL / VALLEY

ARREDARE CON LA PROPRIA PRESENZA
FURNISH WITH ITS PRESENCE




NEXT p. 38



360x560

FUSION p. 78




FUSION 355x540

FUSION 48 350x480



FUSION Q 355x530


LE FIABE p. 96



365x560

365x500

DAYTIME EVO p. 112



370x560

PENCIL



550x380



400x400



VALLEY



600x400



- 01 BIANCO
WHITE
- 25 BIANCO MATT
WHITE MATT
- 08 ANTRACITE
ANTHRACITE
- 34 EVOLUTIONMARBLE
BRONZO AMANI LUX
- 21 EVOLUTIONMARBLE
CALACATTA LUX
- 23 STONEVISION
TRAVERTINO
- 22 PIETRA DI NOTO
BEIGE



PENCIL

01: LAVABI 40
02: LAVABO 55

01: washbasins 40
02: washbasin 55



03



04

VALLEY

03-04: LAVABO 60

03-04: washbasin 60



05



06

VALLEY

05: LAVABO 60 EVOLUTIONMARBLE CALACATTA LUX
06: LAVABO 60 PIETRA DI NOTO BEIGE

05: washbasin 60 Evolutionmarble Calacatta Lux
06: washbasin 60 Pietra di Noto Beige



GRANDANGOLO

IL BAGNO CAMBIA PROSPETTIVA
A BATHROOM TO INSPIRE THE DIMENSION



FUSION p. 78



FUSION 355x540

FUSION 48 350x480



FUSION Q 355x530

GRANDANGOLO



1500x500



1300x500



1000x500



750x500 dx-rh



750x500 sx-lt



500x500 dx-rh



500x500 sx-lt



1300x500x335 T dx-rh



1300x500x335 T sx-lt



01 BIANCO
WHITE



01

01: LAVABO G-130 T DX, MOBILE 130 T DX SPATOLATO TORTORA 3 ANTE

01: washbasin G-130 T rh, furniture 130 T rh tortora "cement effect" 3 doors



02

02: LAVABO G-100, MOBILE 100 SPATOLATO BIANCO, 2 CASSETTI TORTORA
02: washbasin G-100, furniture 100 white "cement effect", 2 tortora drawers



03

03: LAVABO G-100, MOBILE 100 BAMBOO, 1 CASSETTO
03: washbasin G-100, furniture 100 bamboo, 1 drawer



04




05

04: LAVABO G-50 SINISTRO - DESTRO
 05: LAVABO G-150
 04: washbasin G-50 left - right
 05: washbasin G-150



06



07



08

06: LAVABO G-75 DESTRO
 07: LAVABO G-130 T SINISTRO
 08: LAVABO G-150, VASO + BIDET SOSPESI FUSION
 06: washbasin G-75 right
 07: washbasin G-130 T left
 08: washbasin G-150, wall hung wc + bidet FUSION



AREA

UN SISTEMA DI EQUILIBRI TRA FORME E SPAZI
A SYSTEM OF BALANCES BETWEEN FORMS AND SPACES

AREA



FUSION p. 78



FUSION 355x540


FUSION 48 350x480

DAYTIME p. 112



370x560

AREA



810x450

900x450



1100x350

900x350



700x350

600x450



1000x350

800x350



01 BIANCO
WHITE



01



02

01: LAVABI 60x45 CON SEMICOLONNA
02: LAVABO 100x35 D'APPOGGIO, VASO + BIDET DAYTIME

01: washbasins 60x45 with siphon cover
02: surface-mounted washbasin 100x35, wc + bidet DAYTIME



03: LAVABO 90x45, VASO + BIDET FUSION,
MOBILI SLIDING WOOD SYSTEM
04: LAVABO 80x35 D'APPOGGIO
03: washbasin 90x45, wc + bidet FUSION, furniture SLIDING wood system
04: surface-mounted washbasin 80x35



05: LAVABO 90x35, VASO + BIDET FUSION
06: LAVABO 110x35
07: LAVABI 70x35

05: washbasin 90x35, wc + bidet FUSION
06: washbasin 110x35
07: washbasins 70x35



FUSION


FORME CONTINUE PER SPAZI FLESSIBILI
ENDLESS FORMS FOR FLEXIBLE SPACES




GRANDANGOLO p. 64



AREA p. 72



HAPPY HOUR p. 86



HAPPY HOUR SLIM p. 20




NIDO p. 118



PENCIL p. 58

FUSION 355x540



FUSION 48 350x480



FUSION Q 355x530



FUSION ORINATOI 685x325



- | | | |
|---------------------------|---------------------------|-------------------------|
| 01 BIANCO WHITE | 01 BIANCO WHITE | 46 SELVA FOREST |
| 25 BIANCO MATT WHITE MATT | 25 BIANCO MATT WHITE MATT | 26 SABBIA SAND |
| 08 ANTRACITE ANTHRACITE | 12 AVORIO IVORY | 07 CEMENTO CEMENT |
| | 29 TABACCO TOBACCO | 08 ANTRACITE ANTHRACITE |
| | 28 CRETA CRETE | 45 CENERE ASH |
| | | 06 LAVAGNA BLACKBOARD |



FUSION
 01: VASO + BIDET FILO MURO
 02: VASO + BIDET SOSPESI
 01: back to wall wc + bidet
 02: wall hung wc + bidet



FUSION
03: VASO + BIDET SOSPESI
03: wall hung wc + bidet



FUSION Q
04: VASO + BIDET SOSPESI
04: wall hung wc + bidet



05



08



06



07



09

FUSION

- 05: ORINATOIO CON FOTOCELLULA
- 06: ORINATOIO
- 07: ORINATOIO CON COPERCHIO

05: urinal with photocell
06: urinal
07: urinal with cover

FUSION 48

- 08: VASO + BIDET FILO MURO
- 09: VASO + BIDET SOSPESI

08: back to wall wc + bidet
09: wall hung wc + bidet





HAPPY HOUR

DESIGN E PERSONALITÀ PER OGNI ORA
DESIGN AND PERSONALITY FOR EVERY HOUR




BIANCA p. 52



360x520

FUSION p. 78



FUSION 355x540



FUSION 48 350x480

ERIKA pro Q p. 124



345x530

NIDO p. 118



365x550 365x550



360x555



355x555

HAPPY HOUR



475x475



470x470



480x480



400x400



700x400



550x405






500x380



440x440



-  **01** BIANCO
WHITE
-  **25** BIANCO MATT
WHITE MATT
-  **08** ANTRACITE
ANTHRACITE

Trilogy Gold edition

-  **B6** ORO GIALLO
YELLOW GOLD
-  **39** ORO BIANCO
WHITE GOLD
-  **30** ORO ROSSO
RED GOLD



01: HAPPY HOUR 10:00
02: HAPPY HOUR 03:00
03: HAPPY HOUR 17:00



04



06



07



05



08



09

04: HAPPY HOUR 07:15
05: HAPPY HOUR 11:15

06: HAPPY HOUR 02:00
07: HAPPY HOUR 22:00
08: HAPPY HOUR 09:00
09: HAPPY HOUR 09:30



10



11

10: HAPPY HOUR 11:00
 11: HAPPY HOUR 07:00, VASO + BIDET ABITO
 11: HAPPY HOUR 07:00, wc + bidet ABITO



12



13



14

12: HAPPY HOUR 17:00 ANTRACITE
 13: HAPPY HOUR 11:00 ANTRACITE
 14: HAPPY HOUR 07:00, VASO + BIDET FUSION ANTRACITE
 12: HAPPY HOUR 17:00 anthracite
 13: HAPPY HOUR 11:00 anthracite
 14: HAPPY HOUR 07:00, wc + bidet FUSION anthracite



15



16



17

TRILOGY

- 15: HAPPY HOUR 07:00 ORO BIANCO bicolor, VASO + BIDET ABITO
- 16: HAPPY HOUR 07:00 ORO GIALLO bicolor
- 17: HAPPY HOUR 07:00 ORO ROSSO bicolor

- 145: HAPPY HOUR 07:00 white gold bicolor, wc + bidet ABITO
- 16: HAPPY HOUR 07:00 yellow gold bicolor
- 17: HAPPY HOUR 07:00 red gold bicolor



LE FIABE

IMMERGERSI IN UN LUOGO MAGICO CHE LASCIA SPAZIO ALL'IMMAGINAZIONE
LOSE YOURSELF IN A MAGICAL WORLD THAT LEAVES ROOM FOR IMAGINATION



A 360° project idea lies at the base of Hatria research, which is evolving all the time to offer new solutions that are both beautiful and functional: design builds the shape around systems conceived to improve product quality and performance. **PURE FIX®**, the new concealed fixing element for back-to-wall WCs and bidets, presented in the latest Hatria collection, "Le Fiabe", is an innovative solution that offers a perfectly attractive, clean solution for back-to-wall bathroom fittings, because there are no visible fixing elements. In combination with the **SHIFTED WC** and the **BIDET OPEN** at the back, it is ideal for renovations, to adapt existing fittings.

Eine Projektidee, die alle Aspekte einbezieht, bildet die Grundlage für die Forschung von Hatria, die sich ständig weiterentwickelt, um neue Lösungen unter Kombination der Ästhetik und der Zweckmäßigkeit zu bieten. Das Design stellt die Form rund um Systeme dar, die die Qualität und die Leistungen des Produkts verbessern. **PURE FIX®**, die neue verborgene Befestigung für an die Wand anliegende Stand-Klosettbecken und -Bidets der neuen Kollektion „Le Fiabe“ von Hatria, ist die Innovation, dank der endlich auch die auf dem Boden stehenden sanitären Anlagen ein perfektes, sauberes ästhetisches Ergebnis ohne sichtbare Befestigungen bieten können. In Kombination mit dem **KLOSETTBECKEN MIT VERSETZTEM ABFLUSS** und dem hinten **OFFENEN BIDET** ist es ideal, um im Zuge von Renovierungen an bestehende Anlagen angepasst zu werden.

Une idée de projet à 360° est à la base de la recherche Hatria qui ne cesse d'évoluer pour pouvoir proposer de nouvelles solutions alliant esthétique et fonctionnalité. Le design construit la forme autour de systèmes qui concourent à améliorer la qualité et les performances du produit. **PURE FIX®**, le nouveau système de fixation de sol invisible pour cuvettes de WC et bidets au ras du mur fait partie de la dernière collection d'Hatria « Le Fiabe ». C'est l'innovation qui permet finalement d'avoir des sanitaires au sol avec un résultat esthétiquement parfait et propre, puisqu'aucun système de fixation n'est visible. Combiné avec la **CUVETTE DÉCALÉE** et le **BIDET OUVERT** dos au mur, il est l'idéal dans les rénovations pour adapter les installations déjà existantes.

La investigación de Hatria, que parte de una idea de proyecto 360°, evoluciona constantemente para ofrecer nuevas soluciones que combinen estética y eficiencia; el diseño crea la forma en torno a sistemas que mejoran la calidad y el rendimiento del producto. **PURE FIX®**, la nueva fijación invisible para inodoros y bidés de tierra y contra la pared, presente en la última colección de Hatria "Le Fiabe", es la innovación que permite que sanitarios de tierra también dispongan finalmente de un resultado estéticamente perfecto y limpio sin fijaciones visibles. Junto con el **INODORO VARIABLE** y el **BIDÉ ABIERTO** en su parte posterior, es ideal en reestructuraciones para adaptar instalaciones ya existentes.

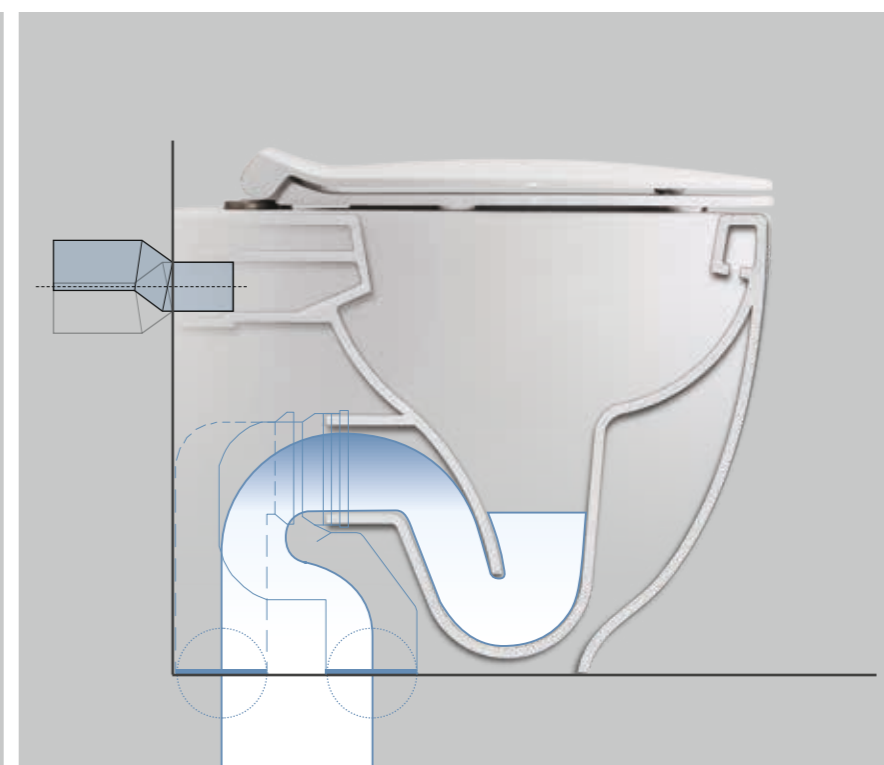
Идея проекта на 360° лежит в основе научно-исследовательской работы компании Hatria, которая постоянно развивается, чтобы предложить новые решения, объединив эстетику и функциональность: дизайн создает форму систем, которые улучшают качество и достоинства продукта. **PURE FIX®** – это новая скрытая система монтажа приставных биде и унитазов, представленная в новой коллекции "Le Fiabe" компании Hatria. Являясь инновационной, она позволяет, наконец-то, идеально и чисто устанавливать напольную сантехнику без каких-либо видимых крепежных устройств. Сочетание **УНИТАЗА С ПЕРЕНОСНЫМ ВЫПУСКОМ** и **ОТКРЫТОГО** в задней части **БИДЕ** будет идеальным для проведения ремонтных работ с целью установки их в уже существующую систему.



IL DESIGN SEGUE LE FORME DELL'INNOVAZIONE

DESIGN FOLLOWING THE CONTOURS OF INNOVATION
DAS DESIGN PASST SICH DEN FORMEN DER INNOVATION AN
LE DESIGN ÉPOUSE LES FORMES DE L'INNOVATION
EL DISEÑO SIGUE LA FORMA DE LA INNOVACIÓN
ДИЗАЙН СЛЕДУЕТ ЗА ИННОВАЦИОННЫМИ ФОРМАМИ

Un'idea di progetto a 360° è alla base della ricerca Hatria, che continuamente si evolve per offrire nuove soluzioni coniugando estetica e funzionalità: il design costruisce la forma intorno a sistemi che migliorano la qualità e le performances del prodotto. **PURE FIX®**, il nuovo fissaggio nascosto per vasi e bidet terra filo muro, presente nell'ultima collezione Hatria Le Fiabe, è l'innovazione che permette di avere finalmente anche per i sanitari terra un risultato esteticamente perfetto e pulito, in quanto privi di alcun fissaggio visibile. In combinazione con il **VASO TRASLATO** e il **BIDET APERTO** nella parte posteriore, ideali nelle ristrutturazioni per adattare impianti esistenti.



VALLEY p. 58



600x400

NIDO p. 118



750x370

HAPPY HOUR p. 86



550x405



700x400

LE FIABE



1000x485



810x485



600x485

PURE RIM



365x555

PURE RIM



370x555

TRASLATO



OPEN BIDET



PURE RIM



365x660x815

50



365x500



01 BIANCO
WHITE

25 BIANCO MATT
WHITE MATT



01

01: VASO + BIDET SOSPESI
MOBILI SLIDING WOOD SYSTEM

01: wall hung wc + bidet
Furniture SLIDING wood system



02

02: LAVABO 80, VASO + BIDET SOSPESI
MOBILI SLIDING WOOD SYSTEM

02: washbasin 80, wall hung wc + bidet
Furniture SLIDING wood system



03

03: VASO + BIDET FILO MURO
03: back to wall wc + bidet



04



05



06

04: VASO + BIDET FILO MURO
 05: VASO MONOBLOCCO CON CASSETTA
 06: LAVABO 80, MOBILE WENGÈ SLIDING WOOD SYSTEM - CASSETTO BIANCO

*04: back to wall wc + bidet
 05: coupled wc with cistern
 06: washbasin 80, wengè furniture SLIDING wood system - white drawer*



07



08

07-08: VASO + BIDET 50 FILO MURO
 09: LAVABO 60, MOBILE BIANCO SLIDING WOOD SYSTEM + VASO E BIDET 50 FILO MURO
 07-08: back to wall wc + bidet 50
 09: washbasin 60, white furniture SLIDING wood system + back to wall wc and bidet 50



09



10: LAVABO 60, VASO + BIDET 50 SOSPESI
11: VASO + BIDET 50 SOSPESI

10: wall hung washbasin 60, wall hung wc + bidet 50
11: wall hung wc + bidet 50



12



13

12: LAVABO 100
13: DOPPIO LAVABO 60

12: washbasin 100
13: double washbasin 60



14



15

14: LAVABO 80, MOBILE 80 SPATOLATO BIANCO, 2 CASSETTI TORTORA
15: LAVABO 80, MOBILE 80 SPATOLATO BIANCO, 2 CASSETTI CEMENTO

14: washbasin 80, furniture 100 white "cement effect", 2 tortora drawers
15: washbasin 80, furniture 100 white "cement effect", 2 cement drawers



DAYTIME/DAYTIME EVO

SPAZI DEL VIVERE CONTEMPORANEO
CONTEMPORARY LIVING SPACES

DAYTIME / DAYTIME EVO



AREA p. 72



1000x350

800x350

YOU & ME p. 182



703x445

VALLEY p. 58



600x400

HAPPY HOUR p. 86



550x405

DAYTIME



1105x500



860x500 dx-rh



860x500 sx-lt



700x500



620x500



550x450



450x378



615x430



370x560

DAYTIME EVO



370x560



370x560



01 BIANCO
WHITE



01



02



03

DAYTIME

01: VASO + BIDET SOSPESI
02: VASO + BIDET FILO MURO
03: LAVABO 70, BIDET

01: wall hung wc + bidet
02: back to wall wc + bidet
03: washbasin 70, bidet



04



05



06



07



08



09



10

DAYTIME

- 04: LAVABO 62 CON SEMICOLONNA
- 05: LAVABO 86 DESTRO
- 06: LAVABO 110
- 07: LAVABO 110, BIDET SOSPESO

- 04: washbasin 62 with siphon cover*
- 05: washbasin 86 right*
- 06: washbasin 110*
- 07: washbasins 110, wall hung bidet*

DAYTIME EVO

- 08: LAVABO 62 INCASSO
- 09: VASO MONOBLOCCO CON CASSETTA
- 10: VASO + BIDET FILO MURO

- 08: built in washbasin 62*
- 09: coupled wc with cistern*
- 10: back to wall wc + bidet*



NIDO

NIDO

LINEE MORBIDE E DELICATE PER IL TUO BAGNO
SMOOTH AND DELICATE LINES FOR YOUR BATHROOM



HAPPY HOUR p. 86



475x475



470x470



398x398



550x405



700x400

HAPPY HOUR SLIM p. 20



400x400



440x440



500x380

NIDO



680x480



620x470



560x445



750x370



365x550



365x550



360x555



355x655x800



355x555



01 BIANCO
WHITE



01: LAVABI 68, VASO SOSPESO

01: washbasin 68, wall hung wc



02



05



06



03



04



07



08

02: LAVABO 75 D'APPOGGIO
 03: VASO + BIDET FILO MURO
 04: VASO + BIDET
 02: surface-mounted washbasin 75
 03: back to wall wc + bidet
 04: wc + bidet

05: LAVABO 56 CON SEMICOLONNA
 06: LAVABO 62 CON COLONNA
 07: VASO MONOBLOCCO CON CASSETTA
 08: VASO FILO MURO + MONOLITH
 05: washbasin 56 with siphon cover
 06: washbasin 62 with pedestal
 07: coupled wc with cistern
 08: back to wall wc + MONOLITH



ERIKA pro Q/ERIKA pro

DESIGN E FUNZIONALITÀ NEL PROGETTO
DESIGN AND FUNCTIONALITY FOR YOUR PROJECTS

ERIKA pro Q / ERIKA pro



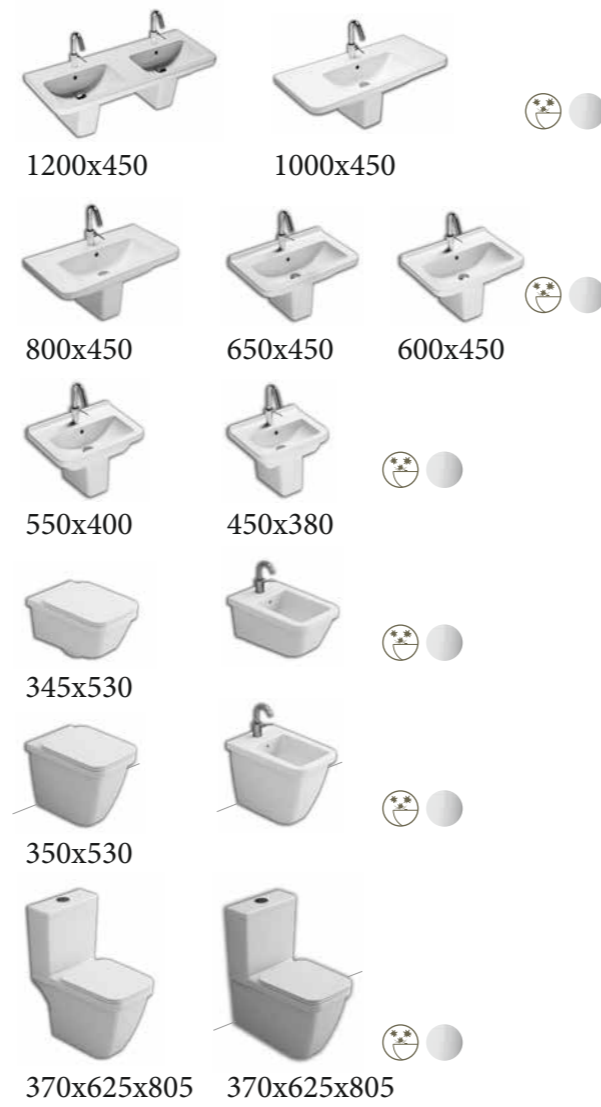
HAPPY HOUR p. 86



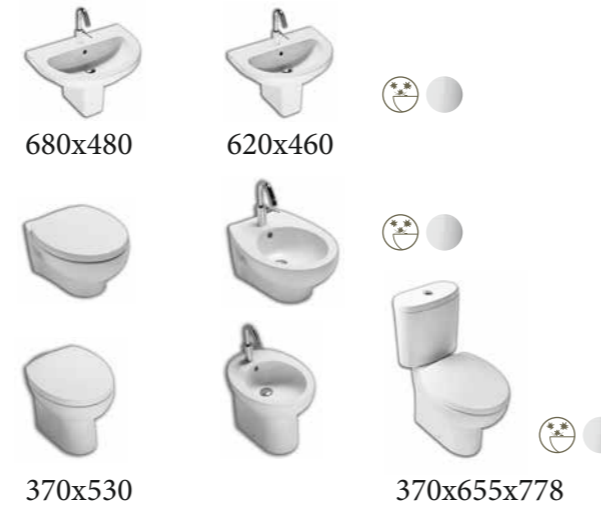
HAPPY HOUR p. 86



ERIKA pro Q



ERIKA pro




01 BIANCO
WHITE



ERIKA pro Q

01: VASO + BIDET FILO MURO
02: VASO + BIDET SOSPESI

01: back to wall wc + bidet
02: wall hung wc + bidet



ERIKA pro Q

- 03: LAVABO 120 DOPPIO BACINO CON SEMICOLONNA
 - 04: LAVABO 100 CON SEMICOLONNA
 - 05: LAVABO 65 CON COLONNA
 - 06: VASO MONOBLOCCO FILO MURO CON CASSETTA
 - 07: VASO MONOBLOCCO CON CASSETTA
 - 08: LAVABO 80, MOBILE BIANCO
- 03: double washbasin 120 with siphon cover*
04: washbasin 100 with siphon cover
05: washbasin 65 with pedestal
06: back to wall coupled wc with cistern
07: coupled wc with cistern
08: washbasin 80, white furniture

ERIKA pro

- 09: LAVABI 62 CON SEMICOLONNA
 - 10: VASO + BIDET SOSPESI
 - 11: VASO + BIDET
 - 12: VASO MONOBLOCCO CON CASSETTA
- 09: washbasins 62 with siphon cover*
10: wall hung wc + bidet
11: wc + bidet
12: coupled wc with cistern

SLIDING wood system

COMPORRE IN PIENA LIBERTÀ
FREEDOM TO CREATE YOUR BATHROOM



GRANDANGOLO p. 64



AREA p. 72



NIDO p. 118



HAPPY HOUR p. 86



HAPPY HOUR SLIM p. 20



YOU & ME p. 182



PENCIL p. 58

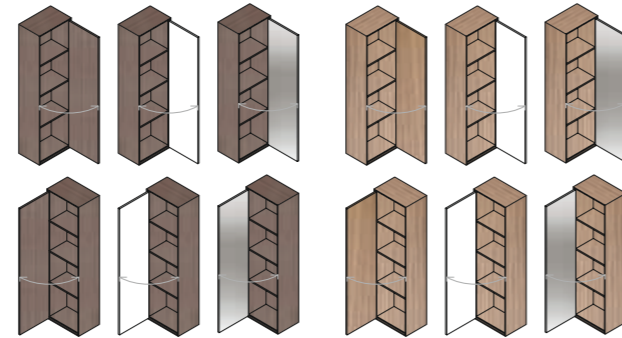


VALLEY p. 58

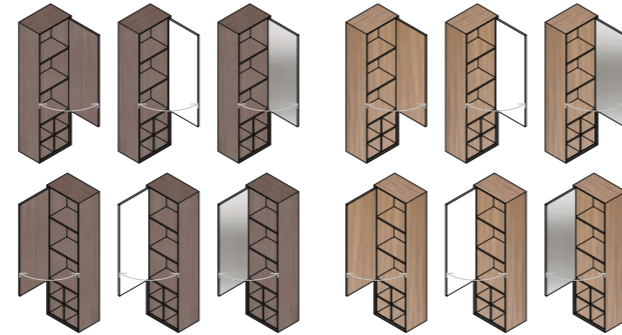


SLIDING wood system

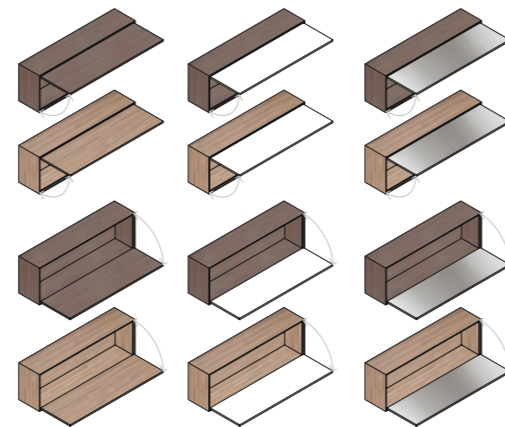
COLONNA_260x400x1400h - 260x400x1200h - 260x400x1000h



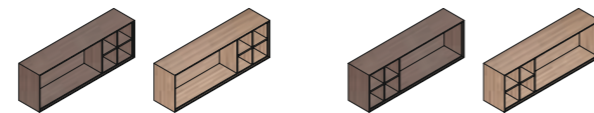
COLONNA GIORNO_260x400x1400h



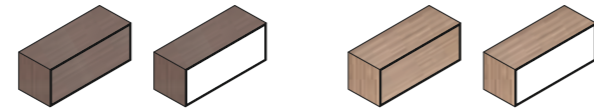
PENSILE_1400x260x400h - 1200x260x400h - 1000x260x400h



PENSILE GIORNO_1400-1200-100x260x400h



BASE LAVABO_1200-1000-800x480x400h



SPECCHIO_1200-1000-800x45x400h



- WENGÈ
- NOCE NUT
- LACCATO BIANCO LUCIDO GLOSSY WHITE
- SPECCHIO MIRROR



WENGÈ

- 01: COLONNE A GIORNO 140
- 02: BASE LAVABO 120 + HAPPY HOUR 10:00
- 03: BASE 100, LAVABI G-75, PENSILI 140

- 01: tall open units 140
- 02: sink base unit 120 + HAPPY HOUR 10:00
- 03: side unit 100, washbasins G-75, units 140



04



05



08



09



06



07



10



11

WENGÈ

- 04: BASE LAVABO 100 + HAPPY HOUR 17:00
- 05: BASE LAVABO 120 + HAPPY HOUR 11:00
- 06: BASE LAVABO 100 + HAPPY HOUR 03:00
- 07: BASE LAVABO 100 + HAPPY HOUR 07:00

- 04: sink base unit 100 + HAPPY HOUR 17:00
- 05: sink base unit 100 + HAPPY HOUR 02:00
- 06: sink base unit 100 + HAPPY HOUR 03:00
- 07: sink base unit 100 + HAPPY HOUR 07:00

NOCE / NUT

- 08: SPECCHIO, BASE 100, COLONNA 140, LAVABO G-100
- 09: BASE LAVABO 100 + HAPPY HOUR 02:00
- 10: BASE 100 + LAVABO G-130
- 11: BASE LAVABO 100 + NIDO 75

- 08: mirror, side unit 100, tall unit 140, washbasin G-100
- 09: sink base unit 120 + HAPPY HOUR 11:00
- 10: side unit 100 + washbasin G-130
- 11: sink base unit 100 + NIDO 75

PIATTI DOCCIA HATRIA

HATRIA SHOWER TRAYS

DEDICATO shower trays

PIATTI DOCCIA DALLE TEXTURE ESCLUSIVE
SHOWER TRAYS WITH EXCLUSIVE TEXTURES



DEDICATO is Hatria's new collection of shower trays, only 3 cm thick, with a tactile and textured surface. The characteristics of the material makes DEDICATO customisable: it can be easily cut according to your needs and adapted to any environment. The shower trays are made of SOLITEX®, a composite material with 75% natural minerals bound by a low percentage of resins. Full of exclusive, beautiful and surprising features.

DEDICATO ist die neue Duschwannenkollektion von Hatria, mit nur 3 cm Stärke und einer Oberfläche mit taktiler und plastischer Wirkung. Dank der besonderen Materialeigenschaften kann DEDICATO ganz individuell gestaltet werden: Das Material lässt sich sehr leicht zuschneiden und kann so an individuelle Anforderungen angepasst werden. So eignet es sich für jeden Raum. Die Duschwannen werden aus SOLITEX® hergestellt, es handelt sich um einen Verbundstoff, der zu 75% aus mineralischen Füllstoffen und zu einem geringen prozentualen Anteil aus Kunstharz besteht. Bietet viele besondere, überraschende Eigenschaften.

DEDICATO est la nouvelle collection de receveurs de douche Hatria, d'une épaisseur de seulement 3 cm, à la surface tactile et matiériste. Grâce aux caractéristiques du matériau, DEDICATO est personnalisable : il peut être coupé avec une facilité extrême suivant les exigences personnelles et peut s'adapter à tous les environnements. Les receveurs de douche sont réalisés en SOLITEX®, un matériau composé de 75% de charges minérales naturelles liées par un pourcentage réduit de résines. Riche en caractéristiques spéciales, agréables et surprenantes. Ricco en características especiales, agradables y sorprendentes.

DEDICATO es la nueva colección de platos de ducha Hatria, de tan solo 3 cm de espesor, con una superficie táctil y matiérica. Gracias a las características del material, DEDICATO puede personalizarse: se puede cortar con suma facilidad de acuerdo con las necesidades y adaptar a cualquier espacio. Los platos de ducha están fabricados de SOLITEX®, un material compuesto en un 75 % por cargas minerales naturales asociadas a un bajo porcentaje de resinas.


DEDICATO – это новая коллекция душевых поддонов марки Hatria, в толщине всего лишь 3 см, с фактурной отделкой поверхности. Благодаря характеристикам материала, поддон DEDICATO может быть персонализирован: его можно легко отрезать под требуемый размер и адаптировать к любому типу помещения. Душевые поддоны изготовлены из материала SOLITEX®, на 75% состоящего из натуральных минеральных компонентов с небольшим содержанием связующих смол. Обилие особых приятных и удивительных характеристик.



DEDICATO *shower trays* SOLI 3 CM DI SPESSORE, DIMENSIONI STANDARD E SU MISURA, PERSONALIZZATI

ONLY 3 CM THICK, STANDARD DIMENSIONS OR CUSTOMIZED, PERSONALIZED / MIT NUR 3 CM STARKE, MASSE STANDARD ODER NACH MASS, GANZ INDIVIDUELL GESTALTET WERDEN / D'UNE EPAISSEUR DE SEULEMENT 3 CM, DIMENSIONS STANDARD OU SUR MESURE, PERSONNALISABLE / DE TAN SOLO 3 CM DE ESPESOR, DIMENSIONES ESTANDAR O A MEDIDA, PUEDE PERSONALIZARSE / В ТОЛЩИНЕ ВСЕГО ЛИШЬ 3 CM, СТАНДАРТНЫЙ РАЗМЕР ИЛИ ПОДГОНЯННЫЙ, МОЖЕТ БЫТЬ ПЕРСОНАЛИЗИРОВАН

DEDICATO è la nuova collezione di piatti doccia Hatria, spessi solo 3 cm, dalla superficie tattile e materica. Grazie alle caratteristiche del materiale, DEDICATO è personalizzabile: può essere tagliato con estrema facilità ed adattato ad ogni ambiente. I piatti doccia sono realizzati in SOLITEX®, un materiale composto per il 75% da cariche minerali naturali legate da una bassa percentuale di resine. Ricco di caratteristiche speciali, piacevoli e sorprendenti.



STONE DRESS

Accurate technical research has led to the creation of STONE DRESS, an exclusive, **pleasant to the touch**, texture that beautifully designs the surface of the shower tray, giving it the **effect of natural stone**. The matt finish comes in six different colours.

Sorgfältige technische Studien ermöglichten die Entwicklung von STONE DRESS, eine exklusive Textur, **die sich sehr angenehm anfühlt**, und die Duschwanne mit einer eleganten Oberflächenwirkung versieht, die **wie Naturstein wirkt**. Die matte Oberfläche ist in 6 verschiedenen Farben erhältlich.

Une recherche technique minutieuse a donné naissance à STONE DRESS, une texture exclusive, **agréable au toucher**, qui dessine élégamment la surface du receveur de douche en lui conférant **l'effet de la pierre naturelle**. La finition opaque est déclinée dans 6 couleurs différentes.

STONE DRESS nace de una investigación técnica minuciosa, una textura exclusiva, **agradable al tacto**, que diseña de manera elegante la superficie del plato de ducha, dándole **el efecto de la piedra natural**. El acabado mate se articula en 6 colores diferentes.

В результате тщательных технических разработок был создан поддон STONE DRESS с исключительной фактурой отделки, **приятной на ощупь**, с элегантным дизайном поверхности, придающим эффект натурального камня. **Матовая отделка** предлагается в 6 различных цветов.

CLEAN DRESS


The special and exclusive CLEAN DRESS treatment with special nanotechnologies (the gel coat surface finish 1.5 mm thick) protects the surface from **oily substances and impurities**, and guarantees **excellent resistance to wear and aggressive agents**.

Die besondere und exklusive Behandlung CLEAN DRESS basiert auf einer besonderen Nanotechnologie (die Oberfläche ist mit einer Gelschicht_Gelcoat versehen Stärke 1,5 mm). Sie verleiht der Oberfläche einen ausgezeichneten **Schutz vor öligen Flüssigkeiten und Verunreinigungen** und garantiert eine beträchtliche **Verschleißfestigkeit und Chemikalienbeständigkeit**.

Le traitement spécial et exclusif CLEAN DRESS, basé sur des nanotechnologies particulières (la finition superficielle est en gel-coat épaisseur de 1,5 mm), confère à la surface une excellente **protection vis-à-vis des liquides huileux et des impuretés** et garantit une remarquable **résistance à l'usure et aux agents agressifs**.

El tratamiento especial y exclusivo CLEAN DRESS, basado en nanotecnologías especiales (el acabado de la superficie es de gel-coat 1,5 mm de espesor), proporciona a la superficie una excelente **protección contra los líquidos aceitosos e impurezas**, así como asegura una notable **resistencia al desgaste y a los agentes agresivos**.

Специальное эксклюзивное покрытие CLEAN DRESS, основанное на особых нанотехнологиях (наружный смоляной слой толщиной 1,5 мм), создает отличную защиту поверхности от **загрязнений и маслянистых жидкостей**, а также обеспечивает повышенную **устойчивость к износу и воздействию агрессивных агентов**.



STONE DRESS

Da un'accurata ricerca tecnica nasce STONE DRESS, una texture esclusiva, **gradevole al tatto**, che disegna elegantemente la superficie del piatto doccia conferendogli **l'effetto della pietra naturale**. La finitura opaca è declinata in 6 differenti colori.

CLEAN DRESS

Il trattamento speciale ed esclusivo CLEAN DRESS, basato su particolari nanotecnologie (la finitura superficiale è in gel-coat (spessore di 1,5 mm), dona alla superficie un'eccellente **protezione da liquidi oleosi e impurità**, nonché garantisce una notevole **resistenza all'usura e agli agenti aggressivi**.



- | | |
|--------------------|--------------------------|
| 01 BIANCO
WHITE | 28 CRETA
CRETE |
| 12 AVORIO
IVORY | 07 CEMENTO
CEMENT |
| 26 SABBIA
SAND | 06 LAVAGNA
BLACKBOARD |

LAVAGNA / BLACKBOARD

01: DEDICATO 200x90



EDGE

*La gamma prevede la versione dotata di **bordo**, un profilo di contenimento nella stessa finitura del piatto posizionato su tutto il perimetro.*

*The range includes a version with a raised containment **edge** in the same finish as the tray, which can be positioned around all of the perimeter.*

*Außerdem sieht das Sortiment eine Version mit **Rand** vor, eine Einfassung mit der gleichen Oberflächenausführung der Duschwanne, die die gesamte Wanne einfasst.*

*La gamme prévoit la version dotée d'un **bord**, d'un profilé de protection dans la même finition que le receveur, sur la totalité du périmètre.*

*La gama ofrece la versión con **borde**, un perfil de contención con el mismo acabado que el plato de ducha situado en todo el perimetro.*

*В гамме предусмотрен вариант с **бортиком** для предотвращения протекания воды с такой же отделкой, как и сам поддон, который может быть установлен по всему периметру.*

BIANCO / WHITE

02: DEDICATO 120x70

CEMENTO / CEMENT

03: DEDICATO 180x80 EDGE



04

CRETA / CRETE

04: DEDICATO 140x80 PERSONALIZZATO

04: DEDICATO 140x80 PERSONALIZED

PERSONALIZZATO personalized

Grazie alla sua facilità di taglio, è possibile adattare il piatto per misure speciali salvando colonne, muretti o angoli esistenti all'interno della casa.

Thanks to its ease of cutting, the shower tray can be adapted to special sizes to save existing columns, low wall or corners inside the house.

Das Material lässt sich leicht zuschneiden, die Duschplatte kann so auch an besondere Maße angepasst werden, auf diese Weise können bereits bestehende Säulen oder Ecken beibehalten werden.

Grâce à sa facilité de coupe, il est possible d'adapter le receveur à des dimensions spéciales en conservant les colonnes, muret ou les angles qui existent déjà à l'intérieur de la maison.

Gracias a la facilidad de corte, es posible adaptar el plato de ducha a medidas especiales, sin modificar columnas, murete o esquinas existentes de la casa.

Благодаря легкости обрезки поддон может быть адаптирован к особым размерам, что позволяет сохранять целыми колонны, низкая стена или углы, существующие в помещении.



AVORIO / IVORY
 05: DEDICATO 160x80



SABBIA / SAND
 06: DEDICATO 180x80 PERSONALIZZATO
 07: DEDICATO 160x80 EDGE L DX
 06: DEDICATO 180x80 PERSONALIZED
 07: DEDICATO 160x80 EDGE L RH



LIF shower trays

LA NUOVA GENERAZIONE DI PIATTI DOCCIA
THE NEW GENERATION OF SHOWER TRAYS



LIF.ST and LIF.RO ceramic shower trays h 6 cm, thanks to the sizes reaching 120 cm and a the ultramodern design, make the showering milieu a proper wellness space. Their siphon traps, squared, white and inspectable combine completely with the design of the shower tray. From the combination of acrylic and natural materials results LIF.ST Heavycril® h 4,5 cm, a product with a surface agreeable to the touch but heavy like a ceramic. The sizes reaching 160 cm. All's can be installed flush with floor too.

LIF.ST & LIF.RO in Keramik, h. 6 cm., dank seine Masse, bis zu 120cm. und das mordernes Design, verwandelt sich dass Bad in einen well ness. Dass Siphon, rund oder quadrat, kontrollierbar, ist perfekt integrierbar mit der Keramik der Dusche. Aus der Kombination von Acrylic und natürlichen Materialien, entsteht LIF.ST. Heavycril® h. 6cm. mit den Massen bis zu 160cm. Ein Produkt mit einer angenehmen Oberfläche von der Keramik. Beide können auf den Boden installiert werden.

Les receveurs de douche LIF.ST et LIF.RO en céramique h 6 cm, grâce avec leurs dimensions maximales de 120 cm et leur design ultra moderne, transforment la salle de bain en un véritable lieu de bien-être. La bonde, carrée ou ronde inspectable, s'intègre parfaitement au design du receveur de douche. L'association de matériaux acryliques et naturels a donné naissance à LIF.ST Heavycril® h 6 cm, avec des dimensions maximales de 160 cm. Un produit à la surface agréable au toucher, aussi consistant que la céramique. Tous les receveurs peuvent également être installés au ras du sol.

Los platos de ducha LIF.ST y LIF.RO, de Cerámica h 6 cm, gracias a sus dimensiones de hasta 120 cm y al diseño ultramoderno, transforman el espacio de la ducha en un auténtico espacio de bienestar. El desagüe cuadrado o redondo, inspeccionable, se integra perfectamente en el diseño del plato. LIF.ST Heavycril® h 6 cm con medida hasta 160 cm es fruto de la combinación de materiales acrílicos y naturales. Un producto con una superficie agradable al tacto, pero robusta como la piedra o la cerámica. Todos se pueden instalar al ras del suelo.

Керамические душевые поддоны LIF.ST и LIF.RO высотой 6 см, благодаря своему размеру до 120 см и ультрасовременному дизайну, позволяют преобразовать душ в настоящую Wellness-зону. Сифон со съемной круглой или квадратной крышкой прекрасно вписывается в дизайн поддона. Сочетание акрила с натуральными материалами позволило создать поддон модели LIF.ST Heavycril® высотой 6 см и размером до 160 см. Поверхность поддона - приятна на ощупь, но и прочна, как керамика. Поддоны могут монтироваться также вровень с полом.


h 4,5 cm / h 6 cm

LIF shower trays LA NUOVA GENERAZIONE DI PIATTI DOCCIA HATRIA

THE NEW GENERATION OF HATRIA SHOWER TRAYS
DIE NEUE GENERATION HATRIA DUSCHWANNEN
LA NOUVELLE GÉNÉRATION DE RECEVEURS DE DOUCHE HATRIA
LA NUEVA GENERACIÓN DE PLATOS DUCHA HATRIA
НОВОЕ ПОКОЛЕНИЕ ЛОТКИ ДУШЕВЫХ ХАТРИЙ

I piatti doccia LIF.ST e RO in ceramica h 6 cm, grazie alle dimensioni fino a 120 cm e al design ultramoderno, trasformano l'ambiente doccia in un vero e proprio spazio di benessere. La piletta, quadrata o tonda ispezionabile si integra perfettamente nel design del piatto. Dall'abbinamento di materiali acrilici e naturali nasce LIF.ST Heavycril® h 4,5 cm, dalle dimensioni sino a 160 cm. Un prodotto dalla superficie piacevole al tatto ma consistente come la ceramica. Entrambi installabili anche a filo pavimento.


LIF.ST showertrays_ HEAVYCRIL



LIF.ST showertrays_ CERAMIC



LIF.RO showertrays_ CERAMIC



01 BIANCO WHITE
25 BIANCO MATT WHITE MATT
08 ANTRACITE ANTHRACITE



01



02

LIF.ST showertrays CERAMIC

01: LIF.ST 120x80
02: LIF.ST 120x80 ANTRACITE, LAVABO HAPPY HOUR 11:00
05: LIF.ST 120x80 anthracite, washbasin HAPPY HOUR 11:00



03



04



05

LIF.ST showertrays CERAMIC

- 03: LIF.ST 120x70
- 04: LIF.ST 90x90
- 05: LIF.ST 100x80



06



07



08

LIF.RO showertrays CERAMIC

- 06: LIF.RO 120x70
- 07: LIF.RO 90x90
- 08: LIF.RO 100x80



09



10

LIF.RO showertrays CERAMIC

- 09-10: LIF.RO 120x80



LIF.ST showertrays HEAVYCRIL

- 11: LIF.ST 160x80
- 12: LIF.ST 150x80
- 13: LIF.ST 140x80

PROGETTI E SISTEMI PER
L'ARCHITETTURA /
GRANDI CLASSICI

PROGETTI E SISTEMI PER L'ARCHITETTURA / GRANDI CLASSICI



G-FULL

SPAZIO, TEMPO E FUNZIONI SI FONDONO IN UN NUOVO COMFORT
SPACE, TIME AND FUNCTIONALITY BLEND TOGETHER TO CREATE A NEW CONCEPT IN COMFORT



G-FULL is a multipurpose bench system with integrated toilet and bidet: a single element, concealed under a cover that provides space for wellbeing.

G-FULL ist ein funktionales Sanitär-System und integriert: ein einzelne keramische Fläche, die sich in eine einzige keramische Form entwickeln mit einer bequeme Sitzbank mit einer grosse Auflagefläche.

G-FULL est un système de sanitaires intégré multifonction : une surface unique en céramique qui se transforme en un banc pratique ou en une grande surface d'appui.

G-FULL es un sistema de sanitarios integrado y multifuncional, una superficie única de cerámica se transforma en un cómodo banco o en una amplia encimera de apoyo.

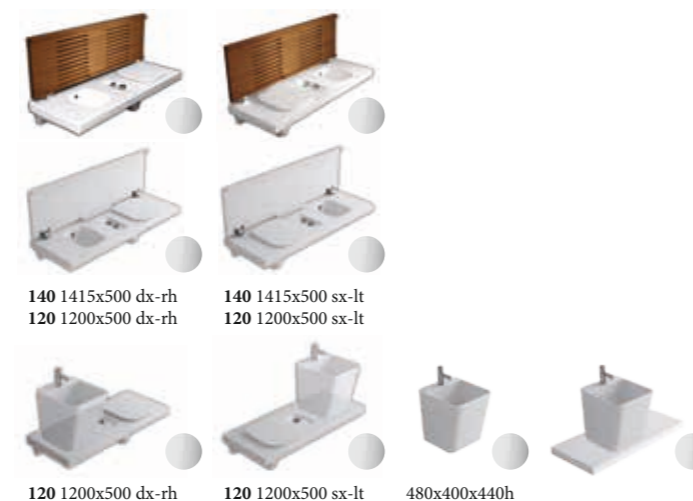
G-FULL – это многофункциональная интегрированная система сантехники: сплошная керамическая поверхность трансформируется в удобную скамью или просторную опорную плоскость.



G-FULL UN UNICO ELEMENTO RACCHIUSO DA UNA COPERTURA CHE DIVENTA SPAZIO PER IL BENESSERE

A SINGLE ELEMENT, CONCEALED UNDER A COVER THAT PROVIDES SPACE FOR WELLBEING / EIN EINZELNE KERAMISCHE FLÄCHE, DIE SICH IN EINE EINZIGE KERAMISCHE FORM ENTWICKELN MIT EINER BEQUEME SITZBANK MIT EINER GROSSE AUFLAGEFLÄCHE / UNE SURFACE UNIQUE EN CÉRAMIQUE QUI SE TRANSFORME EN UN BANC PRATIQUE OU EN UNE GRANDE SURFACE D'APPUI / SUPERFICIE ÚNICA DE CERÁMICA SE TRANSFORMA EN UN CÓMODO BANCO O EN UNA AMPLIA ENCIMERA DE APOYO / СПЛОШНАЯ КЕРАМИЧЕСКАЯ ПОВЕРХНОСТЬ ТРАНСФОРМИРУЕТСЯ В УДОБНУЮ СКАМЬЮ ИЛИ ПРОСТОРНУЮ ОПОРНУЮ ПЛОСКОСТЬ

G-FULL è un sistema di sanitari integrato e polifunzionale: un unico piano in ceramica che si trasforma in una comoda panca o in un ampio piano d'appoggio.



01 BIANCO
WHITE





03



04




05

03-04: G-FULL 140 VASO A SINISTRA COPERTURA IROKO
05: G-FULL 120 VASO A DESTRA, PILOZZO

03-04: G-Full 140 wc left wood iroko cover
05: G-Full 120 wc right, sink



06



07



08

06: G-FULL 140 VASO A SINISTRA COPERTURA BIANCA, PANCA AD L, PILOZZI DA APPOGGIO
07: G-FULL 140 VASO A SINISTRA COPERTURA BIANCA, CASSETTO CONTENITORE
08: PILOZZO SOSPESO

06: G-Full 140 wc left white cover, L bench, surface mounted sinks.
07: G-Full 140 wc left white cover, drawer
08: wall hung sink



ABITO

UN NUOVO ABITO PER IL BAGNO CONTEMPORANEO
A NEW OUTFIT FOR THE CONTEMPORARY BATHROOM

ABITO



Finely designed forms meet the excellence of a vibrant ceramics tradition of exciting styling and technological innovation. The result is a revolutionary concept that makes sanitary fittings genuine interior design features, that blend into any bathroom with versatility and lightness of touch. A sophisticated but user-friendly system allows the casings of WCs and bidets to be replaced, with a choice from an exquisite range of colours and textures, selected to suit different styles and give everyone the creative freedom to build up their own ideal bathroom.

Formschönes Design trifft auf erstklassige keramische Tradition, die Ästhetik und HighTech in den Mittelpunkt stellt. Daraus entsteht ein bahnbrechendes Konzept, das Sanitäreinrichtungen zu regelrechten Einrichtungsobjekten avancieren lässt, die sich durch ihre Vielseitigkeit leicht in jedes Badezimmer einfügen. Ein raffiniertes System ermöglicht es, WC- und Bidetverkleidungen einfach und problemlos zu erneuern. Die ausgesuchte Palette an reizvollen Farben und Oberflächentexturen bietet für jeden Stil das Richtige und genügend Gestaltungsfreiraum für das eigene Traumbad.

Le design de la forme épouse l'excellence d'une tradition céramique qui alimente la recherche esthétique et l'innovation technologique. Telles sont les bases d'un concept révolutionnaire qui transforme les sanitaires en véritables accessoires de décoration qui s'inscrivent, en douceur et en légèreté, dans tous les types de salles de bains. Un système sophistiqué, mais simple à utiliser, permet de remplacer le carénage de la cuvette et du bidet. Les couleurs et les textures élégantes ont été mises au point pour s'adapter à des styles multiples et laisser ainsi libre cours à la créativité personnelle afin de composer la salle de bains idéale.

El diseño de la forma se alía con la excelencia de una tradición cerámica que mantiene vivas la búsqueda estética y la innovación tecnológica. De ahí nace un concepto revolucionario que convierte los sanitarios en verdaderos complementos decorativos que integran con versatilidad y ligereza en el espacio del baño. Un sistema sofisticado, pero de uso sencillo, permite substituir la carena del inodoro y el bidet eligiendo dentro de una gama selecta de refinados colores y texturas, estudiados para adecuarse a diferentes estilos; de este modo, se deja campo abierto a la expresión personal de la creatividad para que cada uno construya su baño ideal.

Дизайнерские формы сливаются с совершенством керамических традиций, продолжая эстетические исследования и технологическую новизну. Из этих предпосылок рождается революционно новый подход, благодаря которому сантехника становится самым настоящим предметом оформления, легко и универсально вписывающимся в интерьер любой ванной комнаты. Изысканная, но простая в применении система позволяет заменить наружный корпус унитаза и биде, выбирая их из тщательно продуманного ассортимента цветов и текстур, созданного с тем, чтобы удовлетворять разные стили и оставлять место индивидуальному творчеству в подборе идеальной ванной комнаты.



ABITO UNO STILE SU MISURA

TAILOR-MADE STYLE
EIN STIL NACH MASS
UN STYLE SUR MESURE
UN ESTILO A MEDIDA
СТИЛЬ НА ЗАКАЗ

Il design della forma incontra l'eccellenza di una tradizione ceramica che mantiene viva la ricerca estetica e l'innovazione tecnologica. Da qui nasce un rivoluzionario concetto che rende i sanitari veri e propri complementi di arredo da integrare con versatilità e leggerezza a qualsiasi ambiente bagno. Un sistema sofisticato, ma semplice nell'utilizzo, permette di sostituire la carena di vaso e bidet scegliendo tra una gamma selezionata di colori e texture raffinate, studiate per adattarsi a stili differenti che lasciano libero spazio alla creatività di ognuno, per costruire il proprio bagno ideale.



1000x555



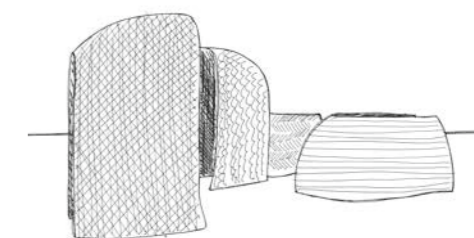
580x450



355x560



- 01 BIANCO
WHITE
- 13 INCROCIO BIANCO
- 14 ONDE GRIGIO
- 15 BIANCO - WHITE
RIGHE ORO
- 19 NERO - BLACK
RIGHE ORO
- 18 VERDE NOTTE
NIGHT GREEN
- 16 ROSA ANTICO
OLD ROSE
- B4 NERO
BLACK



LO CAMBIO QUANDO VOGLIO

*Change it when you like
Beliebig wechselbar
Je le change quand je veux
Lo cambio cuando quiera
Могу поменять его, когда захочу*

LO SCELGO ANCHE DOPO

*Add it later if you choose
Auch nachträglich auswählbar
Je peux aussi le choisir après
Lo elijo incluso después de la instalación
Могу выбрать его позже*

LO SOSTITUISCO DA SOLO

*Replace it yourself
Eigenhändig austauschbar
Je le remplace tout seul
Lo pongo yo mismo
Могу заменить его самостоятельно*



01

ROSA ANTICO / OLD ROSE

01: LAVABO 58 D'APPOGGIO

01: surface-mounted washbasin 58



02

VERDE NOTTE / NIGHT GREEN

02: LAVABO 58 D'APPOGGIO, VASO + BIDET SOSPESI

02: surface-mounted washbasin 58, wall hung wc + bidet



03



04



05



06

NERO / BLACK

03: VASO + BIDET SOSPESI
04-05: LAVABO 58 D'APPOGGIO

NERO / BLACK RIGHE ORO

06: VASO + BIDET SOSPESI
03: wall hung wc + bidet
04-05: surface-mounted washbasin 58
06: wall hung wc + bidet



07



08



09

BIANCO / WHITE
 07: LAVABO 100 SOSPESO
 08: LAVABO 58 D'APPOGGIO, VASO + BIDET SOSPESI
 09: LAVABO 58 D'APPOGGIO
 07: wall hung washbasin 100
 08: surface-mounted washbasin 58, wall hung wc + bidet
 09: surface-mounted washbasin 58



10



11



12

ONDE GRIGIO
 10: VASO + BIDET SOSPESI
RIGHE ORO
 11: VASO + BIDET SOSPESI
INCROCIO BIANCO
 12: VASO + BIDET SOSPESI
 10-11-12: wall hung wc + bidet



ABITO

PROGETTO SU MISURA CON PIASTRELLE MARAZZI
A TAILOR MADE PROJECT WITH MARAZZI TILES

ABITO



A special edition, customizes Abito with finishes of Marazzi tiles, to create a coordinated bathroom: the same finishes of wall and floor are on washbasins, wc and bidet, classic or modern, merge and disappear into the bathroom.

Abito als Sonderedition mit Marazzi-Fliesen gestaltet, für ein Badezimmer, in dem alles aufeinander abgestimmt ist: Die gleichen Oberflächen und Dekore für Boden- und Wandbeläge, nach Wahl entweder klassisch oder modern, werden auf den Waschtischen, der Vase und am Bidet wiederaufgenommen, die mit der Umgebung verschmelzen und zu verschwinden scheinen.

Une édition spéciale dans laquelle Abito est personnalisée avec des finitions de carreaux Marazzi, pour créer une salle de bain coordonnée : les mêmes finitions et décorations que sur les sols et les murs, classiques ou modernes, apparaissent sur les lavabos, les toilettes et le bidet, se fondent et disparaissent dans la pièce.

Una edición especial que personaliza Abito con acabados de cerámicos Marazzi, para crear un baño coordinado: los mismos acabados y decoraciones del pavimento y revestimiento, clásicos o modernos, en los lavabos y en la taza y bidé, que se fusionan y desaparecen en el cuarto de baño.

Коллекция сантехники Abito в специальном исполнении с дизайном плитки Marazzi, чтобы создать визуально-координированный стиль ванной: те же самые отделка и декор, что и в облицовке пола и стен, в классическом или современном духе, использованные в дизайне мойки, унитаза и биде, сливаются и растворяются в интерьере.



ABITO PROGETTO SU MISURA CON PIASTRELLE MARAZZI

A TAILOR MADE PROJECT WITH MARAZZI TILE
PROJEKT NACH MASS MIT FLIESEN VON MARAZZI
PROJET SUR MESURE AVEC LES CARREAUX MARAZZI
PROYECTO A MEDIDA CON CERÁMICOS MARAZZI
ПРОЕКТ В СПЕЦИАЛЬНОМ ИСПОЛНЕНИИ С ПЛИТКОЙ MARAZZI

Un'edizione speciale, personalizzando Abito con finiture di piastrelle Marazzi, per creare un bagno coordinato: le stesse finiture e decorazioni di pavimento e rivestimento, classiche o moderne, riportate sui lavabi e sul vaso e bidet, che si fondono e scompaiono all'interno dell'ambiente.



580x450



355x560



- | | |
|--|------------------------------|
| 01 BIANCO
WHITE | 23 STONEVISION
TRAVERTINO |
| 34 EVOLUTIONMARBLE
BRONZO AMANI LUX | 22 PIETRA DI NOTO
BEIGE |
| 21 EVOLUTIONMARBLE
CALACATTA LUX | 32 TREVERKHOME
FRASSINO |





YOU & ME

FORME IDEALI PER SPAZI CONTENUTI
IDEAL SHAPES FOR SMALL SPACES

YOU & ME



The reduced dimensions of You&me make it an ideal solution for particularly small areas: every element is functional in the construction of a complete bathroom, starting from the minimum volume of 1 sq. m.

YOU & ME Die kleine Masse sind eine ideale Lösung für ein besonders kleine Raum: jedes Element ist geeignet für dem Bau eines kleinen Badezimmer, auch für einen Raum von nur 1 qm.

Les dimensions réduites de You&Me en font la solution idéale pour des espaces très exigus : chaque élément compose en effet une salle de bain complète à partir de l'encombrement minimum d'un M².

Las medidas reducidas de You&Me lo convierten en la solución ideal para cuartos de baño muy pequeños: cada elemento es funcional a la construcción de un baño completo a partir de la medida mínima de un m².

Уменьшенные размеры сантехники серии You&Me делают ее идеальным решением для малогабаритных помещений: каждый отдельный элемент функционально участвует в создании полностью укомплектованной ванной комнаты даже на площади в 2 кв. метра.



YOU & ME TUTTO IL TUO BAGNO IN UN M²

ALL YOUR BATH IN A M²
ALLES BAD IN EINEM M²
TOUT VOTRE BAIN EN M²
TODO TU BAÑO EN UN M²
ВСЕ БАША БАШНА В M²

Le ridotte dimensioni di You&Me ne fanno la soluzione ideale per ambienti particolarmente piccoli: ogni singolo elemento risulta funzionale alla costruzione di un bagno completo a partire dall'ingombro minimo di un M².



920x460



703x445



460x460 dx-rh



460x460 sx-lt



375x505



01 BIANCO
WHITE





SCULTURE

PROTAGONISTA UN'ELEGANZA SENZA TEMPO
THE PICTURE OF TIMELESS ELEGANCE

SCULTURE



Strongly plastic elements appear alongside curved lines in a subtle equilibrium, creating a unique atmosphere midway between the material and the aerial.

Elemente starker Plastizität werden von geschwungenen Linien in subtiler Balance begleitet, die in einer bestimmten Momente eine Atmosphäre im Leben geben und zwischen dem Material und der Ebene schwingen.

Des éléments très plastiques et des lignes courbes en un mince équilibre créent une atmosphère spéciale qui oscille entre la matière et l'aérien.

Los elementos intensamente plásticos se unen a los trazos curvos formando un delicado equilibrio que da vida a un ambiente especial que oscila entre lo material y lo etéreo.

Чрезвычайно пластичные элементы сочетаются с закругленными линиями в тонком равновесии, вдыхая жизнь в особенную атмосферу, колеблющуюся между материальным и воздушным.



01

SCULTURE UN'ELEGANZA SENZA TEMPO

TIMELESS ELEGANCE
EINE ZEITLOSE ELEGANZ
UNE ÉLÉGANCE INTEMPORELLE
UNA ELEGANCIA A TIEMPO
ВРЕМЕННОЕ ЭЛЕГАНЕС

Elementi di forte plasticità si accompagnano a linee curve in sottile equilibrio, dando vita a una particolare atmosfera oscillante tra il materico e l'etereo.



1100x585

770x585

650x585



690x525



650x840



520x520



400x600



420x720x820

01 BIANCO
WHITE

02

01: LAVABO 110 CON SEMICOLONNA, VASO + BIDET FILO MURO
02: LAVABO 65 CON SEMICOLONNA, VASO MONOBLOCCO CON CASSETTA

01: washbasin 110 with siphon cover, back to wall wc + bidet
02: washbasin 65 with siphon cover, coupled wc with cistern



03

03: LAVABO 110 CON SEMICOLONNA
03: washbasin 110 with siphon cover



04



05



06

04: LAVABO FREESTANDING 65 BIANCO, PORTALE BIANCO,
 VASO + BIDET SOSPESI BIANCO
 05: LAVABO 52 D'APPOGGIO
 06: LAVABO 70 D'APPOGGIO
*04: freestanding white washbasin 65, white furniture, wall hung white wc + bidet
 05: surface-mounted washbasin 52
 06: surface-mounted washbasin 70*



DOLCEVITA

COMBINAZIONE TRA CLASSICO E CONTEMPORANEO
COMBINATION OF CLASSIC AND CONTEMPORARY

DOLCEVITA



The Dolcevita line rediscovers classical values, giving them new life for the present, filtered through technology and fresh design strategies.

Dolcevita hat eine klassische Form die in der Vergangenheit bringt aber noch heute aktuell ist, und in der heutigen Technologie filtriert ist.

La ligne Dolcevita redécouvre le classique comme valeur qui recommence à vivre dans le présent, filtrée par la technologie et par de nouveaux choix conceptuels.

La línea Dolcevita revive el estilo clásico como valor que regresa al presente, filtrado a través de la tecnología y de unas nuevas posibilidades de diseño.

Линия Dolcevita вновь открывает классичность, как ценность, возвращающуюся к жизни в настоящем, отфильтрованную технологией и новыми проектными выборами.

DOLCEVITA COMBINAZIONE TRA CLASSICO E CONTEMPORANEO

COMBINATION OF CLASSIC AND CONTEMPORARY
KOMBINATION ZWISCHEN CLASSIC UND ZEITGENÖSSISCH
COMBINAISON ENTRE CLASSIQUE ET CONTEMPORAIN
COMBINACIÓN ENTRE CLÁSICA Y CONTEMPORÁNEA
КОМБИНАЦИЯ МЕЖДУ КЛАССИЧЕСКИМИ И СОВРЕМЕННЫМИ

La linea Dolcevita riscopre la classicità come valore che ritorna a vivere nel presente, filtrato dalla tecnologia e da nuove scelte progettuali.



1000x550



750x550

750x550

700x550

650x480



370x590

370x710x1005



01: LAVABO 650x480 DA INCASSO

01: built-in washbasin 650x480



02



03



04



05



06

- 02: LAVABO R75 CON COLONNA
 03: LAVABO 100 CON GAMBE
 04: LAVABO 70 CON COLONNA
 05: VASO CON CASSETTA A ZAINO + BIDET
 06: VASO CON CASSETTA A ZAINO EDIZIONE BRONZO + BIDET

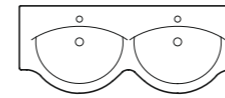
- 02: washbasin R75 with pedestal
 03: washbasin 100 with legs
 04: washbasin 70 with pedestal
 05: wc with low-level cistern+ bidet
 06: wc with low-level cistern bronze edition + bidet

pro come PROGETTO

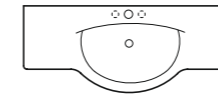
SOLUZIONI MODULARI E FLESSIBILI PER IL MONDO PROFESSIONALE
 MODULAR AND FLEXIBLE SOLUTION FOR THE PROFESSIONAL WORLD

LAVABI SOSPESI O DA MOBILE

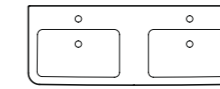
Suspended or cabinet washbasins Hänge- oder Möbelwaschbecken Lavabos suspendus ou sur meuble
 Lavabos suspendidos o de mueble Раковины подвесные или встраиваемые в мебель



1250x500
SOPHIE

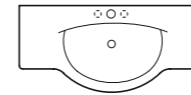


1200x500
SOPHIE



1200x450
ERIKA pro

1250 / 1200

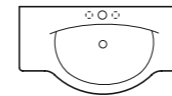


1050x500
SOPHIE



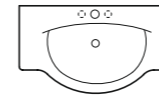
1000x450
ERIKA pro

1100 / 1000

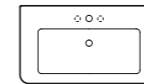


950x500
SOPHIE

950

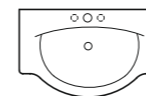


860x500
SOPHIE



800x450
ERIKA pro

860

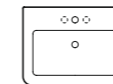


750x495
SOPHIE

750



650x450
ERIKA pro

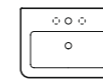


600x450
ERIKA pro

650 / 600



560x450
SOPHIE



550x400
ERIKA pro

550

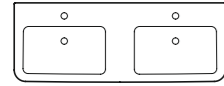


450x380
ERIKA pro

450

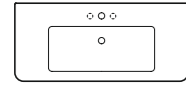
LAVABI SOSPESI CON COLONNA O SEMICOLONNA

Wall-hung washbasins with full column or siphon cover Hängewaschbecken mit Standsäule oder Halbsäule Lavabos suspendus avec colonne ou demi-colonne Lavabos suspendidos con pedestal o semipedestal Раковины подвесные с колонной или полуколонной



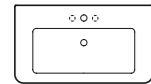
1200x450
ERIKA pro

1200



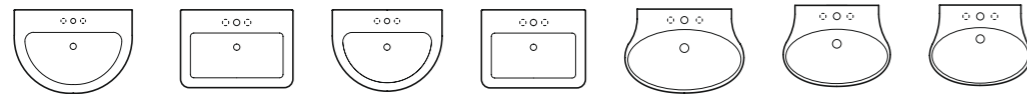
1000x450
ERIKA pro

1000



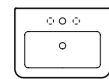
800x450
ERIKA pro

800



680x480 ERIKA pro 650x450 ERIKA pro 620x460 ERIKA pro 600x450 ERIKA pro 640x480 NIDO 620x470 NIDO 560x445 NIDO

680 / 650 / 600 / 560



550x400
ERIKA pro

550

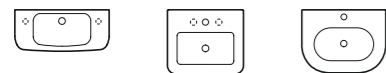


450x380
ERIKA pro

450

LAVAMANI

hand-wash Handwaschbecken lave-mains lavamanos ракумоийники

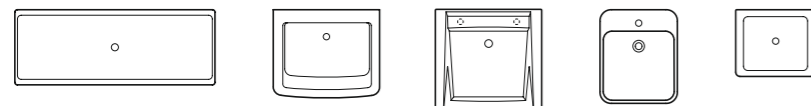


505x220 DINO 450x380 ERIKA pro 450x378 DAYTIME

510 / 450

SPECIALI

special basins Spezialprodukte accessoires spéciaux especiales комплектующие

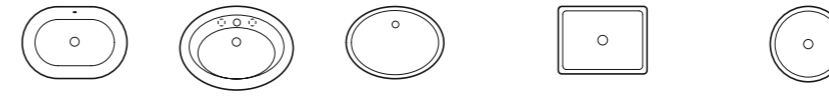


1200x450 905x450 LAVABI A CANALE 610x500 LAVATOIO 600x600 SIXTY.LP 600x500 FIFTY.LP 400x480 LAVATOIO PILOZZO G-FULL 380x420 LAVATOIO PILOZZO

200

LAVABI INCASSO / INCASSO SOTTOPIANO / SEMINCASSO

Built in washbasins / undercounter / half built in Einbauwaschbecken / unterbauwaschtisch / halbeinbau Lavabos à vasque intégrée / sous plan / semi encastré Lavabos empotrados / bajo encimera / semiempotrados Раковины встраиваемые / встраиваемая под столешницу / полувстраиваемый



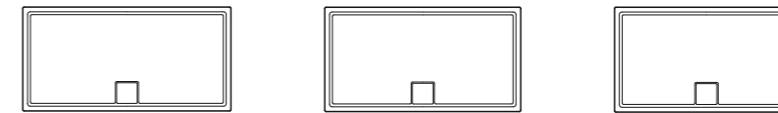
615x430 DAYTIME (INCASSO) 650x480 DOLCEVITA (INCASSO) 570x425 CATERINE (INCASSO SOTTOPIANO) 500x380 HAPPY HOUR 11:15 (INCASSO SOTTOPIANO) 440x440 HAPPY HOUR 07:15 (INCASSO SOTTOPIANO)



480x480
HAPPY HOUR 09:30
(SEMINCASSO)

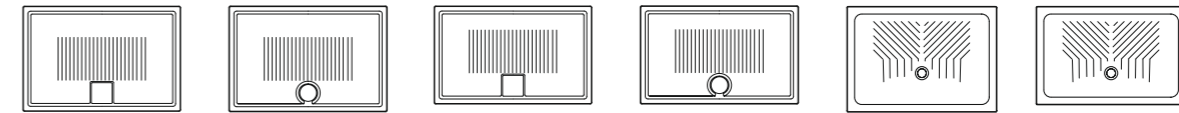
PIATTI DOCCIA

Shower Trays Duschwannen Receveurs de douche Platos de ducha Душевые поддоны



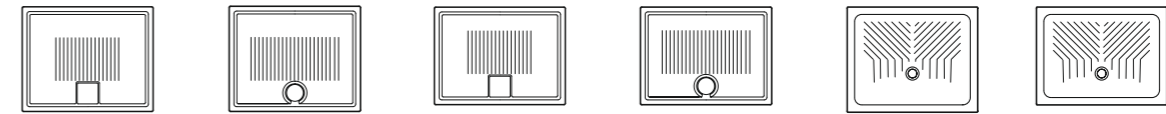
1600x800x45 LIF.ST showertrays 1500x800x45 LIF.ST showertrays 1400x800x45 LIF.ST showertrays

1600 / 1500 / 1400



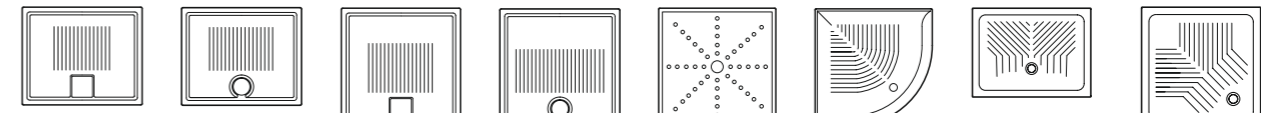
1200x800x60 LIF.ST showertrays 1200x800x60 LIF.RO showertrays 1200x700x60 LIF.ST showertrays 1200x700x60 LIF.RO showertrays 1200x800x110 PIATTO DOCCIA h11 1200x700x110 PIATTO DOCCIA h11

1200



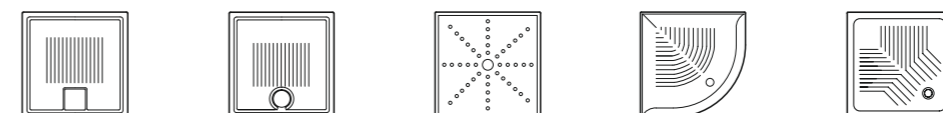
1000x800x60 LIF.ST showertrays 1000x800x60 LIF.RO showertrays 1000x700x60 LIF.ST showertrays 1000x700x60 LIF.RO showertrays 1000x800x110 PIATTO DOCCIA h11 1000x700x110 PIATTO DOCCIA h11

1000



900x700x60 LIF.ST showertrays 900x700x60 LIF.RO showertrays 900x900x60 LIF.ST showertrays 900x900x60 LIF.RO showertrays 900x900 AUTONOMY 900x900x110 DROP 900x720x110 PIATTO DOCCIA h11 900x900x110 PIATTO DOCCIA h11

900



800x800x60 LIF.ST showertrays 800x800x60 LIF.RO showertrays 800x800 AUTONOMY 800x800x110 DROP 800x800x110 PIATTO DOCCIA h11

800



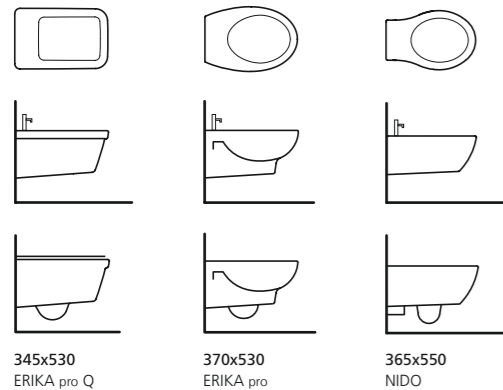
750x750x110 PIATTO DOCCIA h11 700x700x110 PIATTO DOCCIA h11

750 / 700

201

VASI E BIDET SOSPESI

Wall-hung WCs and bidets / Hängklosetts und -bidets / Cuvettes et bidets suspendus / Inodoros y bidés suspendidos / Унитазы и биде подвесные



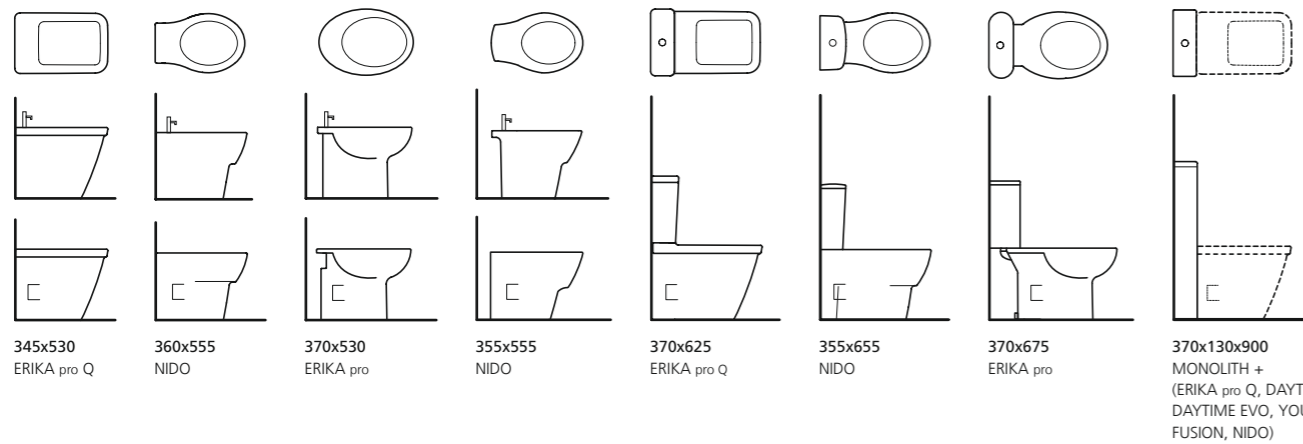
345x530
ERIKA pro Q

370x530
ERIKA pro

365x550
NIDO

VASI E BIDET A TERRA / VASI CON CASSETTA / MONOLITH

Floor-mounted WCs and bidets / WCs with cisterns / Monolith / Standklosetts und -bidets / Klosetts mit Spülkasten / Monolith / Cuvettes et bidets au sol / cuvettes avec chasse d'eau / monolith / Inodoros y bidés de suelo / inodoros con cisterna / Monolith / Напольные унитазы и биде / унитазы с бачком для слива / Monolith



345x530
ERIKA pro Q

360x555
NIDO

370x530
ERIKA pro

355x555
NIDO

370x625
ERIKA pro Q

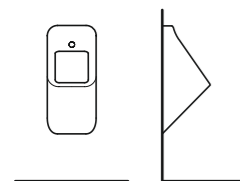
355x655
NIDO

370x675
ERIKA pro

370x130x900
MONOLITH +
(ERIKA pro Q, DAYTIME,
DAYTIME EVO, YOU&ME,
FUSION, NIDO)

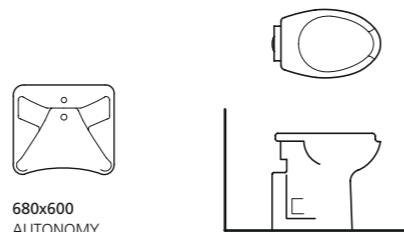
ORINATOIO

Urinal / Urinale / Urinoir / Urinario / Писсуары



325x685
ORINATOIO FUSION

AUTONOMY

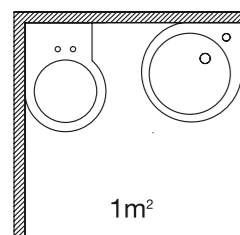


680x600
AUTONOMY

380x595
AUTONOMY

BAGNO 1x1 m

Bathroom 1x1m / Bad 1x1m / Salle de bain 1x1 m / Баño 1x1 m / Ванная комната 1x1 м



460x460
dx / rh
YOU & ME

460x460
sx / lt
YOU & ME

375x505
YOU & ME
CORNER

900x350
AREA

700x350
AREA



01



02



03



04



05

LAVABI SOSPESI O DA MOBILE

01: LAVABO ERIKA PRO Q 80 SU MOBILE
02: LAVABO DOPPIO SOPHIE 125 SOSPESO

01: washbasin ERIKA pro Q 80 on furniture
02: wall hung double washbasin SOPHIE 125

LAVABI SOSPESI CON COLONNA O SEMICOLONNA

03: LAVABO SOSPESO ERIKA PRO Q 60 CON COLONNA
04: LAVABO SOSPESO ERIKA PRO Q 55 CON SEMICOLONNA
05: LAVABO SOSPESO ERIKA PRO Q 45

03: wall hung washbasin ERIKA pro Q 60 with pedestal
04: wall hung washbasin ERIKA pro Q 55 with siphon cover
05: wall hung washbasin ERIKA pro Q 45



LAVABI INCASSO / SEMINCASSO / INCASSO SOTTOPIANO

- 01: LAVABO INCASSO DAYTIME
- 02: LAVABO INCASSO OVALINE
- 03: LAVABO INCASSO SOTTOPIANO HAPPY HOUR 07:15
- 04: LAVABO INCASSO SOTTOPIANO HAPPY HOUR 11:15
- 05: LAVABO INCASSO SOTTOPIANO CATERINE
- 06: LAVABO SEMINCASSO HAPPY HOUR 09:30

- 01: built in washbasin DAYTIME*
- 02: built in washbasin OVALINE*
- 03: built in undercounter washbasin HAPPY HOUR 07:15*
- 04: built in undercounter washbasin HAPPY HOUR 11:15*
- 05: undercounter washbasin CATERINE*
- 06: half built in washbasin HAPPY HOUR 09:30*



LAVAMANI E SPECIALI

- 01: LAVAPANNI FIFTY.LP + MOBILE FIFTY.UNIT
- 02: LAVAPANNI SIXTY.LP + MOBILE SIXTY.UNIT
- 03: LAVATOI 60 + 38, LAVABO A CANALE 120

- 01: laundry sink FIFTY.LP + furniture FIFTY.UNIT*
- 02: laundry sink SIXTY.LP + furniture SIXTY.UNIT*
- 03: sinks 60 + 38, sink 120*



01



02



03



04

VASI E BIDET SOSPESI

01: VASO E BIDET SOSPESI ERIKA PRO

VASI E BIDET A TERRA

02: VASO E BIDET ERIKA pro Q

03: VASO E BIDET ERIKA pro

VASI CON CASSETTA

04: VASO MONOBLOCCO CON CASSETTA ERIKA pro

01: ERIKA pro wall hung wc and bidet

02: wc and bidet ERIKA pro Q

03: wc and bidet ERIKA pro

04: coupled wc with cistern ERIKA pro



01



02



03



04



05



06

CASSETTA MONOLITH

01: VASO FUSION - 02: VASO FUSION 48

03: VASO ERIKA pro Q - 04: VASO NIDO


05: VASO DAYTIME - 06: VASO DAYTIME EVO
CON CASSETTA MONOLITH

01: wc FUSION - 02: wc FUSION 48

03: wc ERIKA pro Q - 04: wc NIDO

05: wc DAYTIME - 06: wc DAYTIME EVO

with MONOLITH cistern



BAGNO 1x1 m

01: VASO D'ANGOLO DESTRO YOU & ME + LAVABO YOU & ME 46 ANGOLARE SX

PIATTI DOCCIA

02: LIF.ST 100x80 CERAMIC
03: LIF.RO 80x80 CERAMIC
04: DROP 80x80 CORNER

01: corner wc right YOU & ME + corner wasbasin YOU & ME 46 left

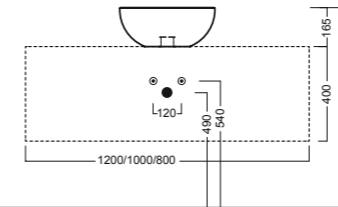
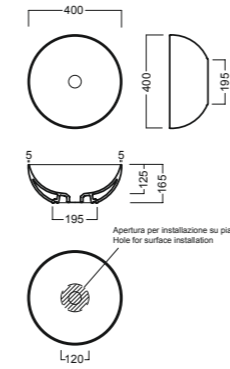
AUTONOMY

01: LAVABO ERGONOMICO 68 + VASO APERTURA FRONTALE CON SEDILE
02: VASO APERTURA FRONTALE CON SEDILE SOLO ANELLO
03: VASO APERTURA FRONTALE CON SEDILE IN METACRILATO

01: ergonomic washbasin 68 + front opening wc with seat cover
02: front opening wc with only front opening seat cover
03: front opening wc with acrylic seat cover

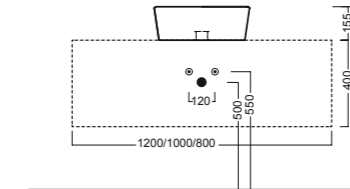
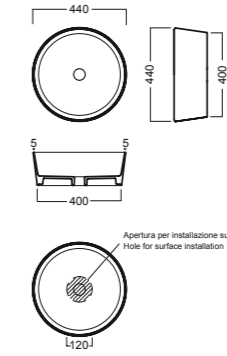
HAPPY HOUR SLIM

lavabo 06:00s
washbasin 06:00s



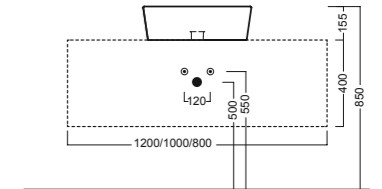
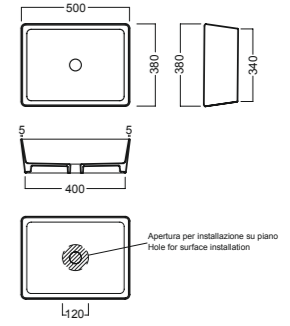
SLIDING wood system_taglio 2 centrale - cut 2 central

lavabo 07:00s
washbasin 07:00s



SLIDING wood system_taglio 2 centrale - cut 2 central

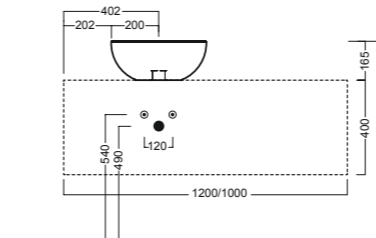
lavabo 11:00s
washbasin 11:00s



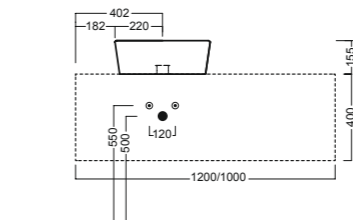
SLIDING wood system_taglio 2 centrale - cut 2 central

LE PAGINE TECNICHE

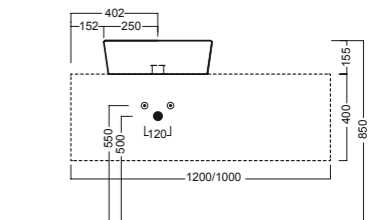
THE TECHNICAL PAGES



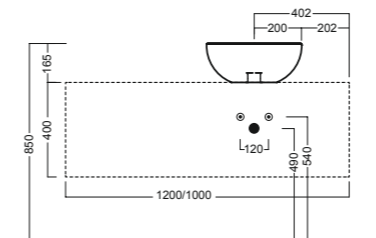
SLIDING wood system_taglio 2 sx - cut 2 lh



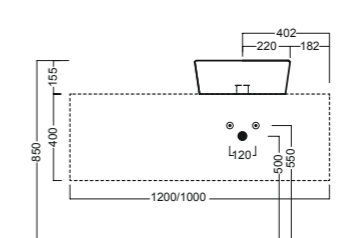
SLIDING wood system_taglio 2 sx - cut 2 lh



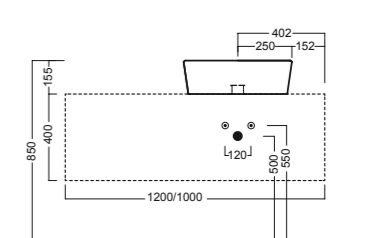
SLIDING wood system_taglio 2 sx - cut 2 lh



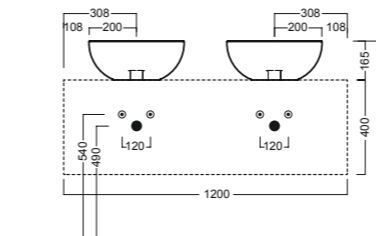
SLIDING wood system_taglio 2 dx - cut 2 rh



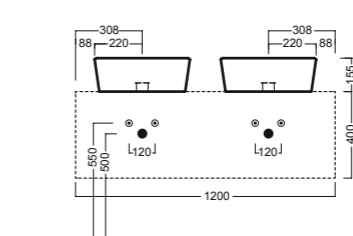
SLIDING wood system_taglio 2 dx - cut 2 rh



SLIDING wood system_taglio 2 dx - cut 2 rh



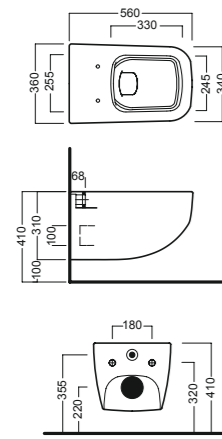
SLIDING wood system_taglio 4 doppio - cut 4 double



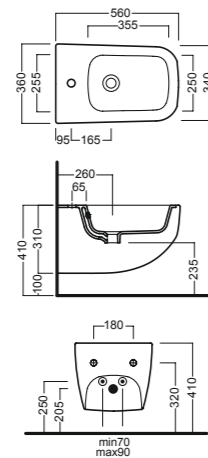
SLIDING wood system_taglio 4 doppio - cut 4 double

NEXT

vaso sospeso rimless
rimless wall-hung wc

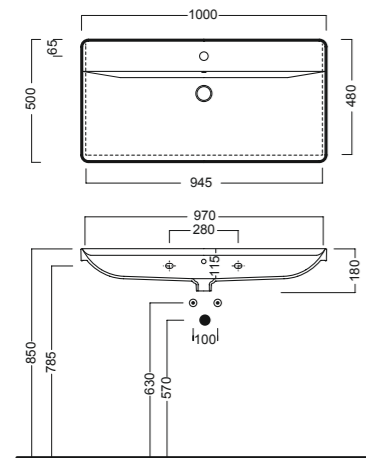


bidet sospeso
wall-hung bidet

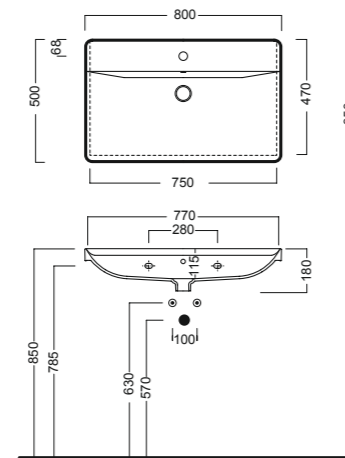


CANALGRANDE

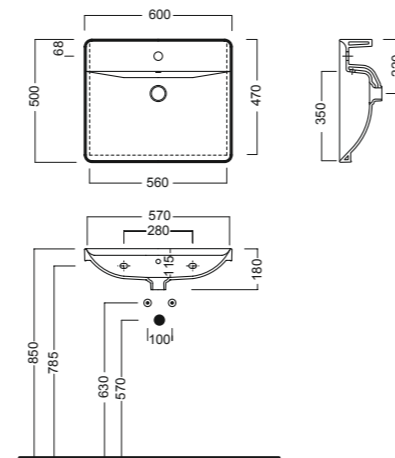
lavabo 100
washbasin 100



lavabo 80
washbasin 80

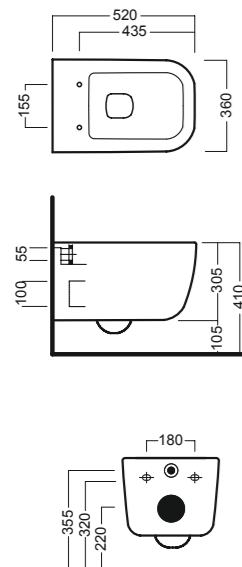


lavabo 60
washbasin 60

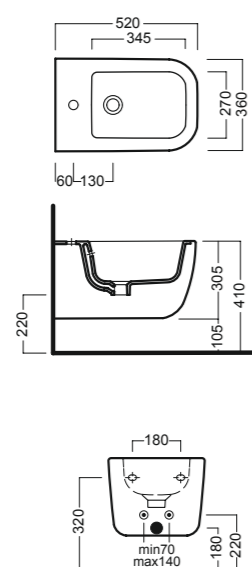


BIANCA

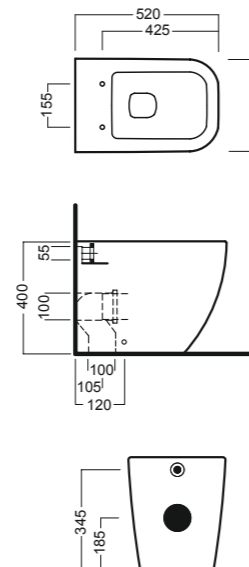
vaso sospeso
wall hung wc



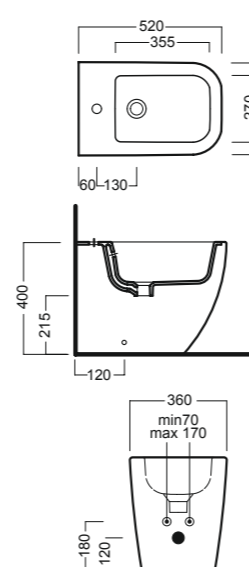
bidet sospeso
wall hung bidet



vaso filo muro
back to wall wc

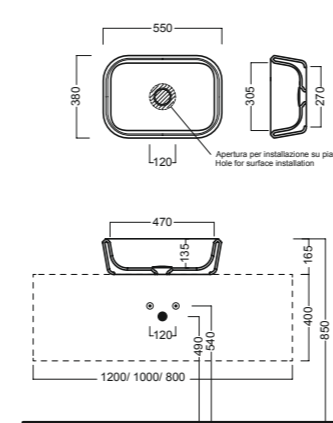


bidet filo muro
back to wall bidet



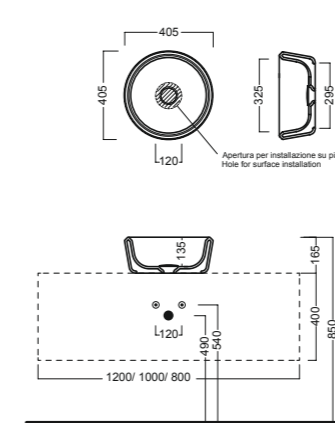
PENCIL

lavabo 55
washbasin 55

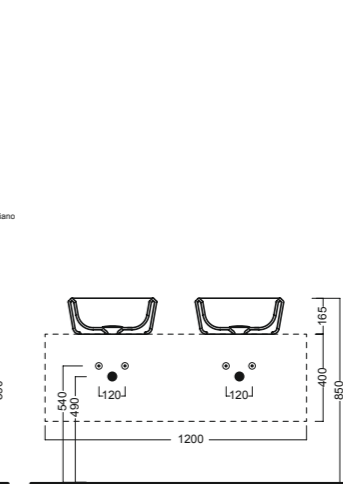


SLIDING wood system
taglio 2 centrale - cut 2 central

lavabo 40
washbasin 40

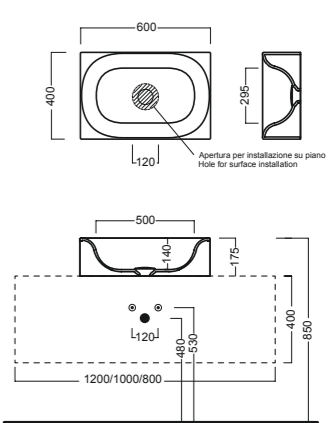


SLIDING wood system
taglio 2 centrale - cut 2 central



SLIDING wood system
taglio 4 doppio - cut 4 double

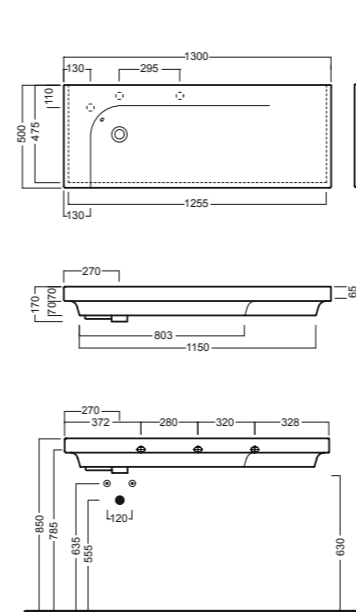
lavabo 60
washbasin 60



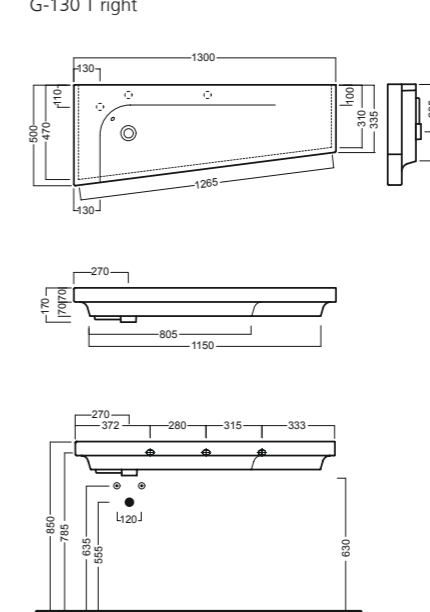
SLIDING wood system
taglio 2 centrale - cut 2 central

GRANDANGOLO

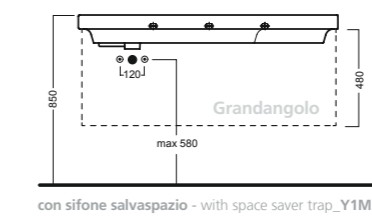
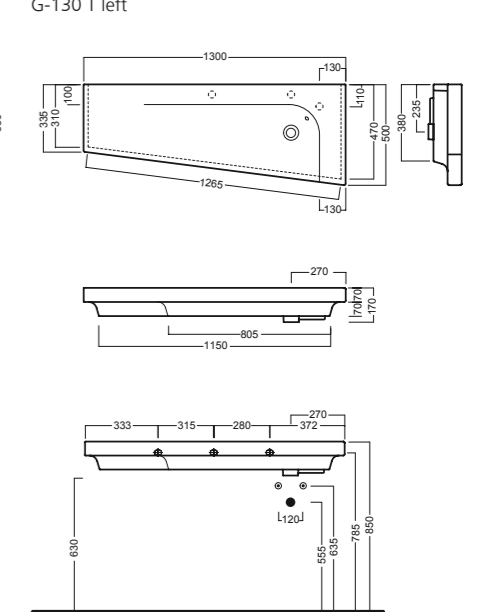
G-130



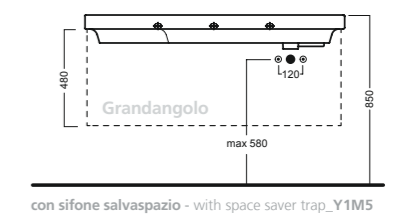
G-130 T destro
G-130 T right



G-130 T sinistro
G-130 T left



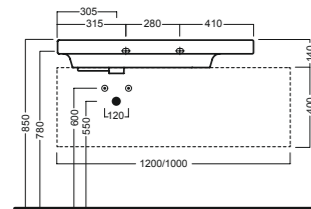
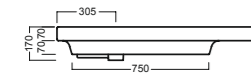
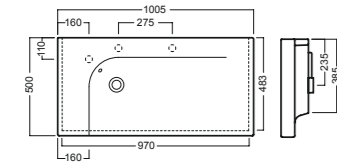
con sifone salvaspazio - with space saver trap_Y1M5



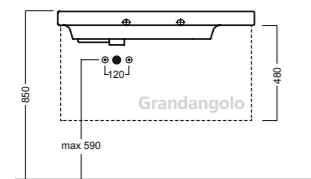
con sifone salvaspazio - with space saver trap_Y1M5

GRANDANGOLO

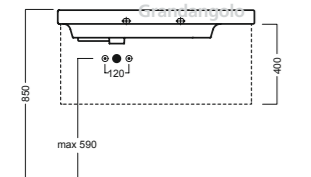
G-100



SLIDING wood system_taglio 1 sx - cut 1 lt

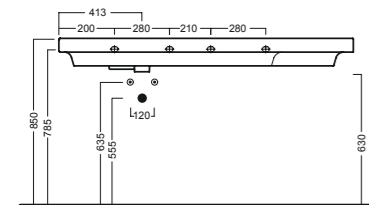
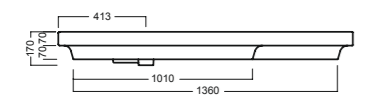
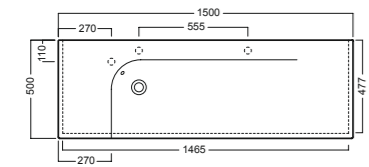


con sifone salvaspazio - with space saver trap_Y1M5

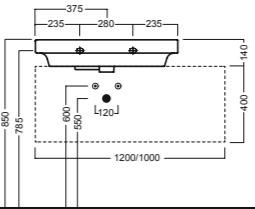
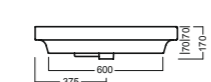
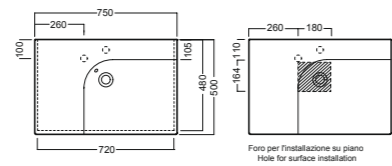


con sifone salvaspazio - with space saver trap_Y1M5

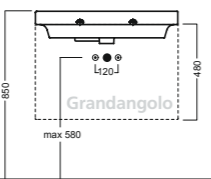
G-150



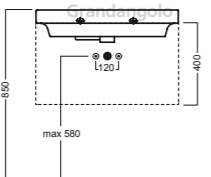
G-75 destro
G-75 right



SLIDING wood system_taglio 1 sx - cut 1 lt

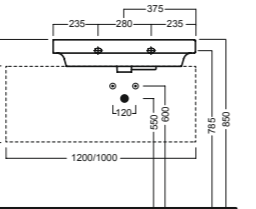
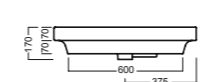
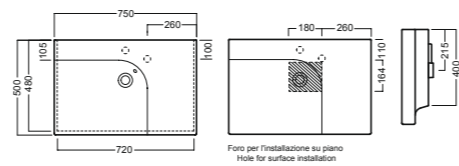


con sifone salvaspazio - with space saver trap_Y1M5

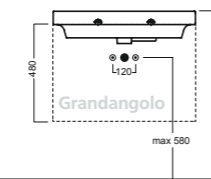


con sifone salvaspazio - with space saver trap_Y1M5

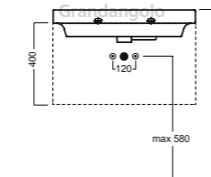
G-75 sinistro
G-75 left



SLIDING wood system_taglio 1 dx - cut 1 rh

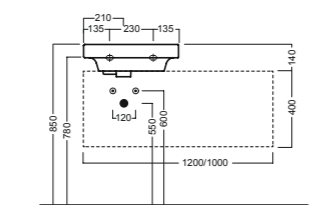
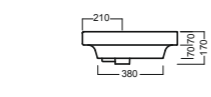
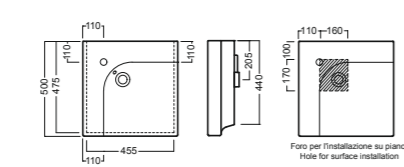


con sifone salvaspazio - with space saver trap_Y1M5



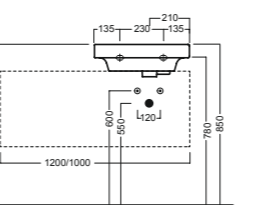
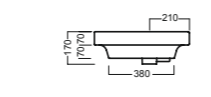
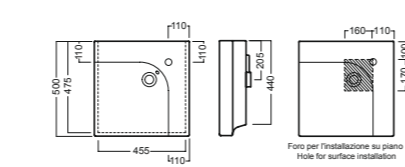
con sifone salvaspazio - with space saver trap_Y1M5

G-50 destro
G-50 right



SLIDING wood system_taglio 1 sx - cut 1 lt

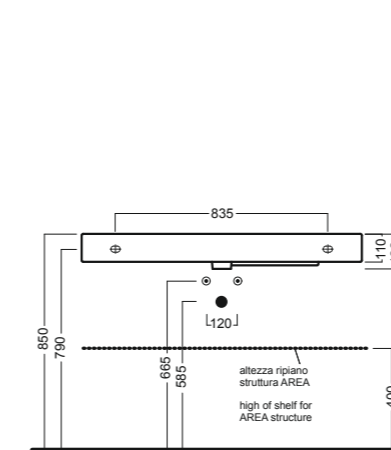
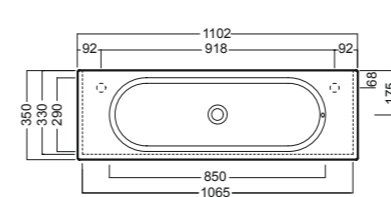
G-50 sinistro
G-50 left



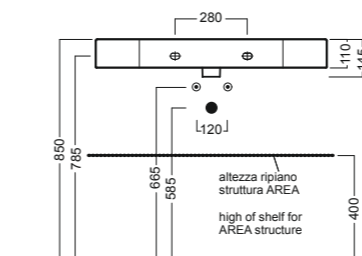
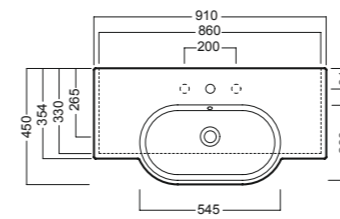
SLIDING wood system_taglio 1 dx - cut 1 rh

AREA

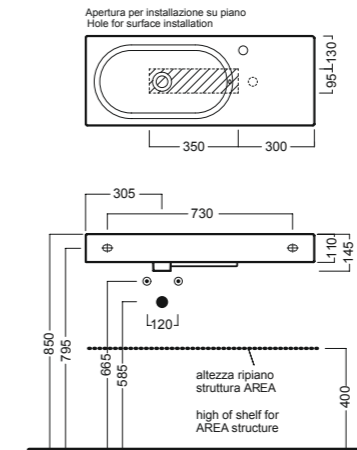
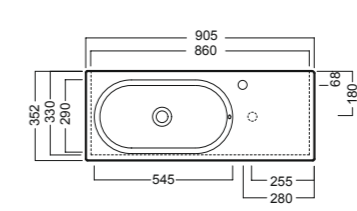
lavabo 110x35
washbasin 110x35



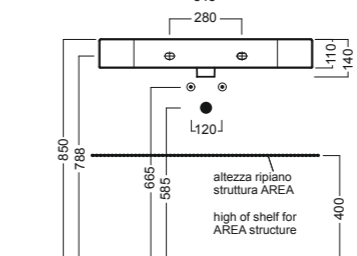
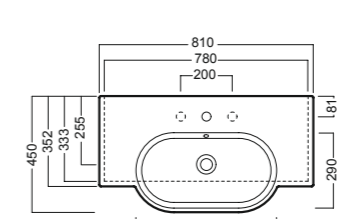
lavabo 90x45
washbasin 90x45



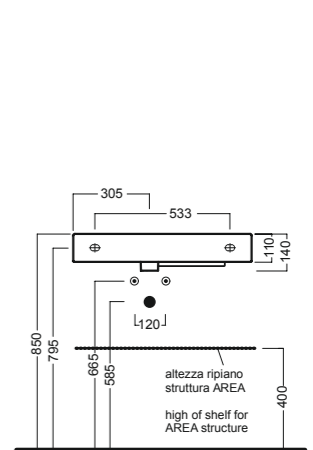
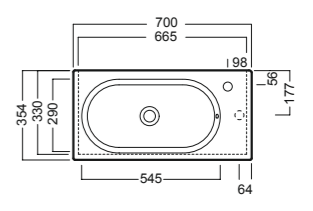
lavabo 90x35
washbasin 90x35



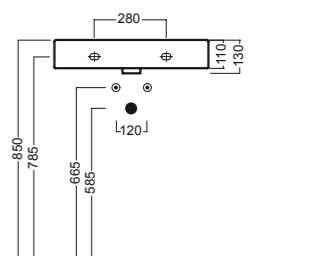
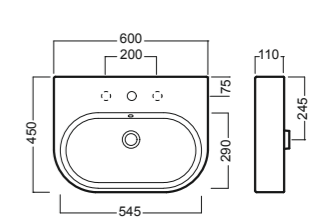
lavabo 81x45
washbasin 81x45



lavabo 70x35
washbasin 70x35

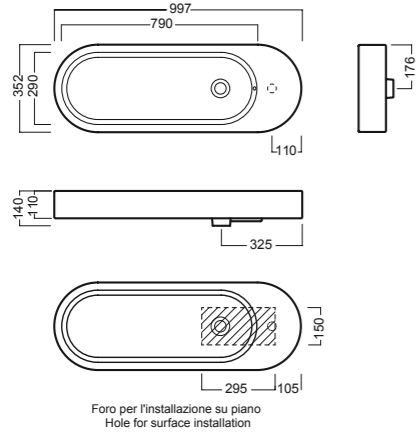


lavabo 60x45
washbasin 60x45

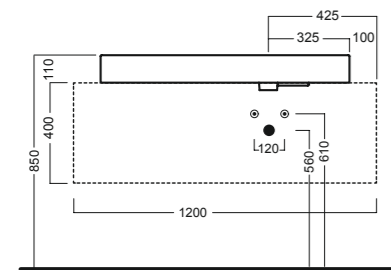


AREA

lavabo 100x35
washbasin 100x35

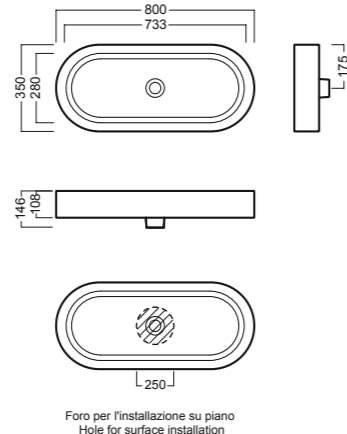


Foro per l'installazione su piano
Hole for surface installation

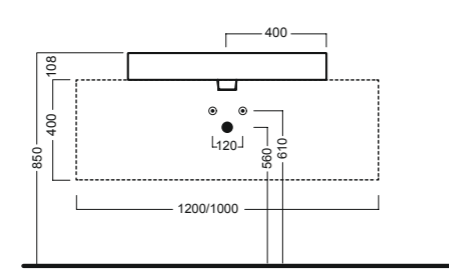


SLIDING wood system _taglio 2 dx - cut 2 rh

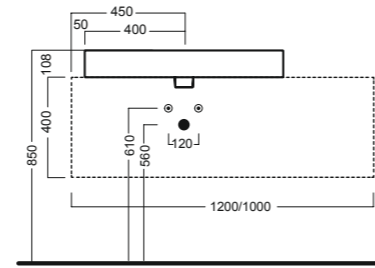
lavabo 80x35
washbasin 80x35



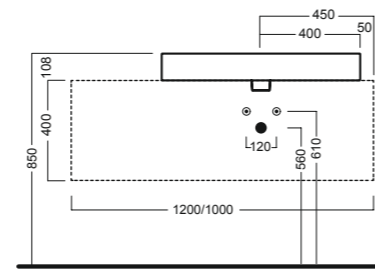
Foro per l'installazione su piano
Hole for surface installation



SLIDING wood system _taglio 2 centrale - cut 2 central



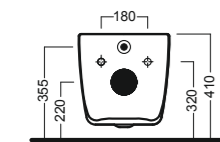
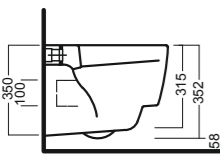
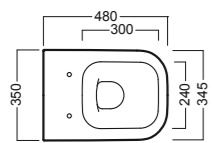
SLIDING wood system _taglio 2 sx - cut 2 lt



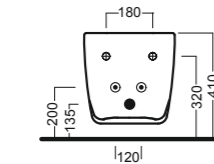
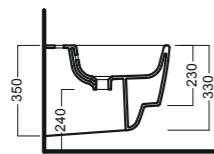
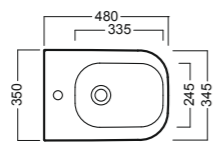
SLIDING wood system _taglio 2 dx - cut 2 rh

FUSION 48

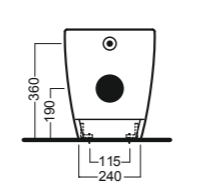
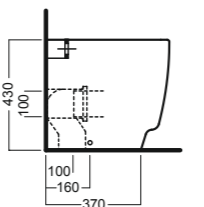
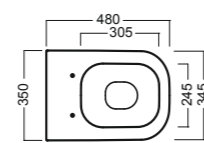
vaso sospeso
wall hung wc



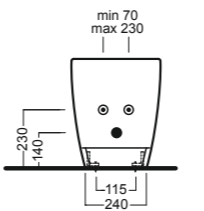
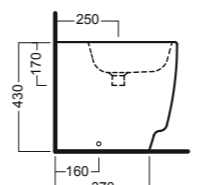
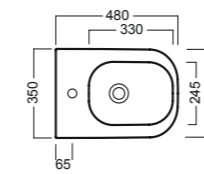
bidet sospeso
wall hung bidet



vaso filo muro
back to wall wc

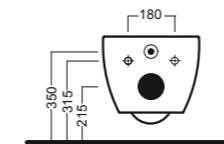
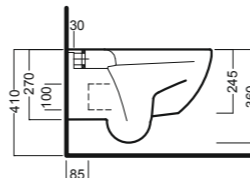
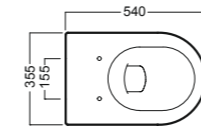


bidet filo muro
back to wall bidet

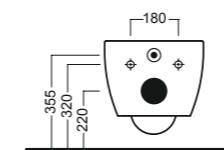
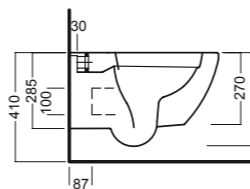
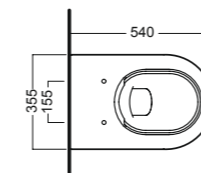


FUSION

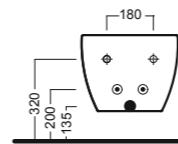
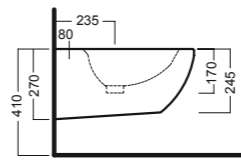
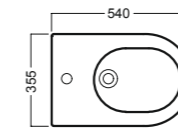
vaso sospeso
wall hung wc



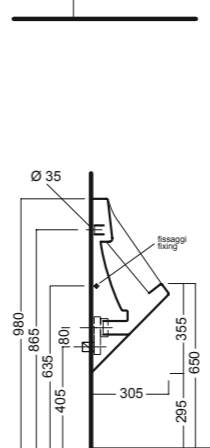
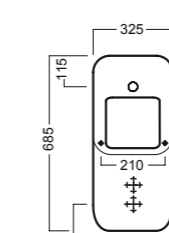
vaso sospeso rimless
rimless wall hung wc



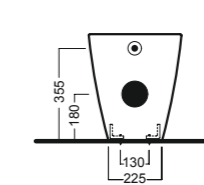
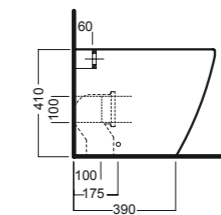
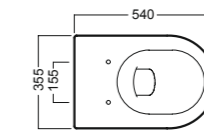
bidet sospeso
wall hung bidet



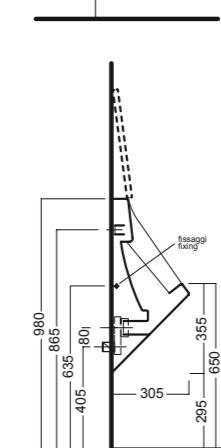
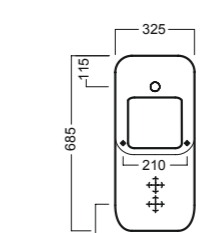
orinatoio sospeso
wall hung urinal



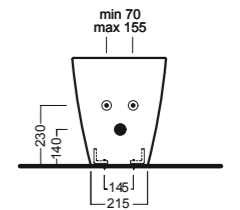
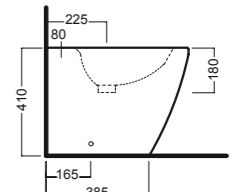
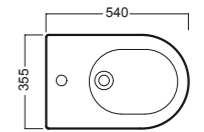
vaso filo muro
back to wall wc



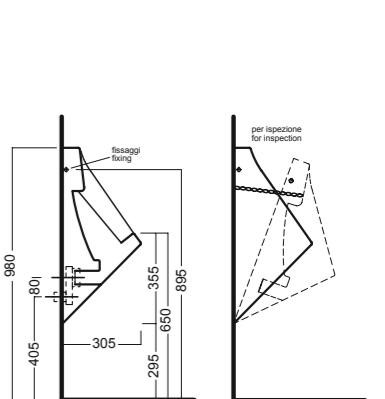
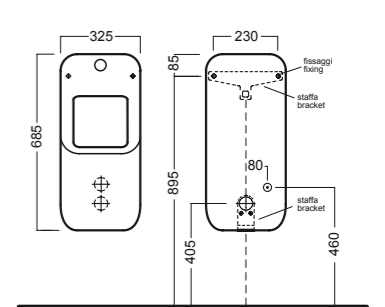
orinatoio sospeso con coperchio
wall hung urinal with cover



bidet filo muro
back to wall bidet

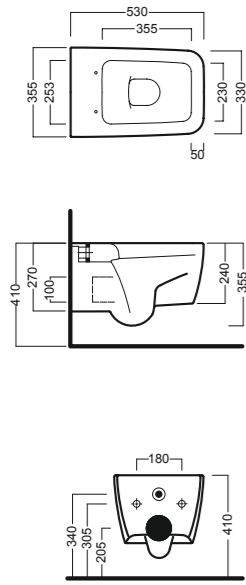


orinatoio sospeso con fotocellula
wall hung urinal with photocell

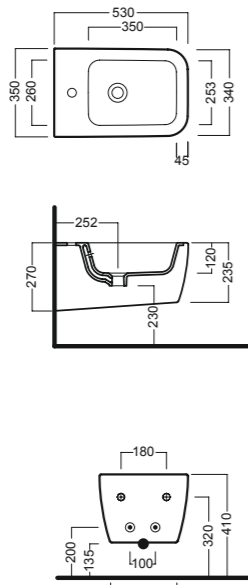


FUSION Q

vaso sospeso
wall hung wc

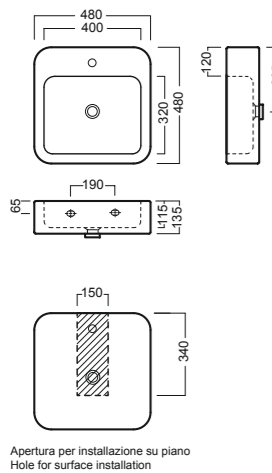


bidet sospeso
wall hung bidet

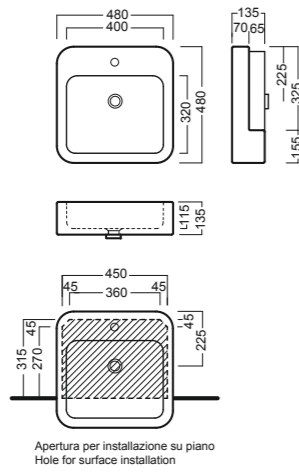


HAPPY HOUR

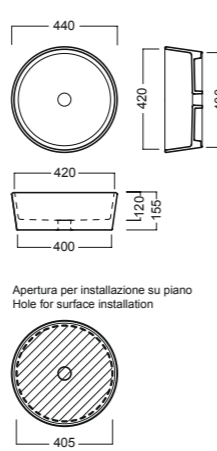
lavabo 09:00
washbasin 09:00



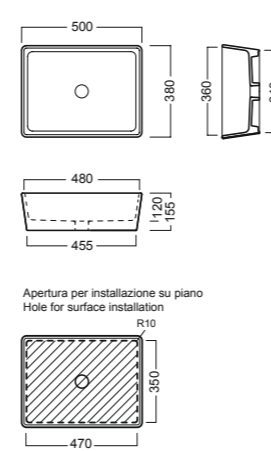
lavabo 09:30
washbasin 09:30



lavabo 07:15
washbasin 07:15



lavabo 11:15
washbasin 11:15



Apertura per installazione su piano
Hole for surface installation

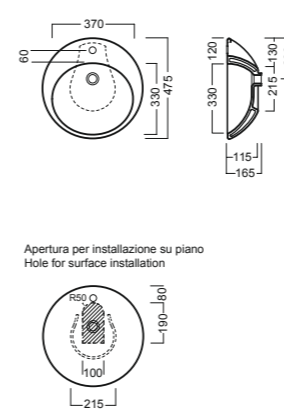
Apertura per installazione su piano
Hole for surface installation

Apertura per installazione su piano
Hole for surface installation

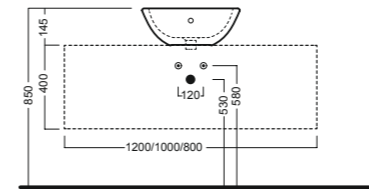
Apertura per installazione su piano
Hole for surface installation

HAPPY HOUR

lavabo 02:00
washbasin 02:00

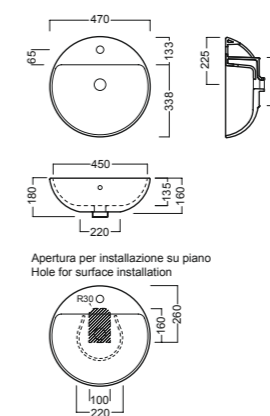


Apertura per installazione su piano
Hole for surface installation

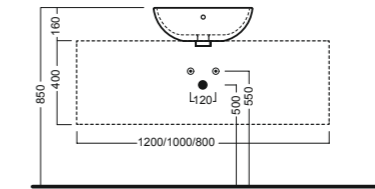


SLIDING wood system_taglio 3 centrale - cut 3 central

lavabo 03:00
washbasin 03:00

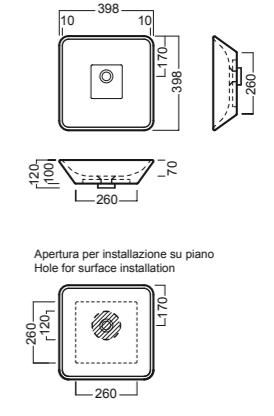


Apertura per installazione su piano
Hole for surface installation

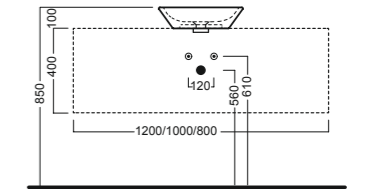


SLIDING wood system_taglio 3 centrale - cut 3 central

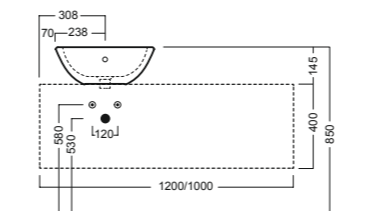
lavabo 10:00
washbasin 10:00



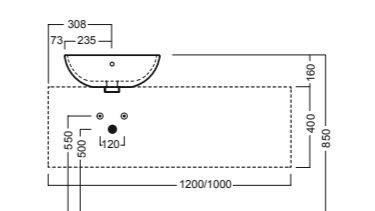
Apertura per installazione su piano
Hole for surface installation



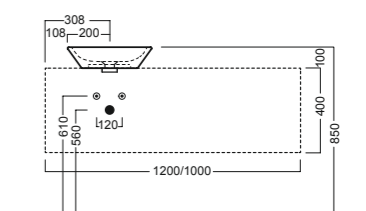
SLIDING wood system_taglio 3 centrale - cut 3 central



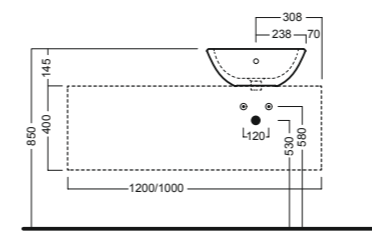
SLIDING wood system_taglio 3 sx - cut 3 lt



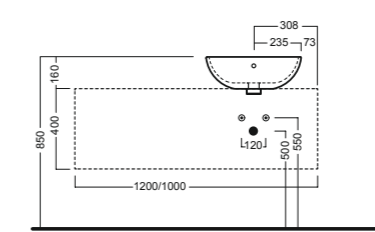
SLIDING wood system_taglio 3 sx - cut 3 lt



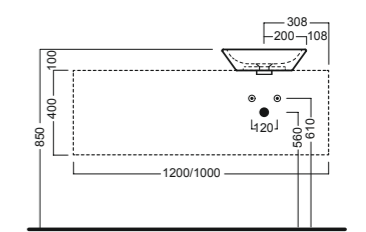
SLIDING wood system_taglio 3 sx - cut 3 lt



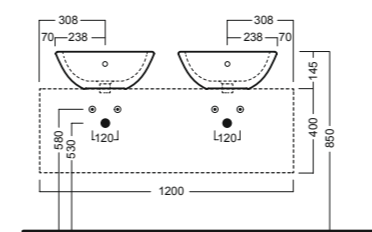
SLIDING wood system_taglio 3 dx - cut 3 rh



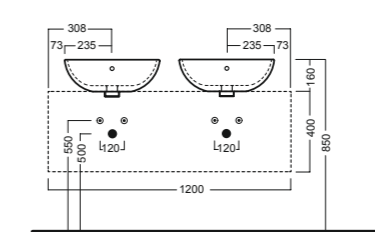
SLIDING wood system_taglio 3 dx - cut 3 rh



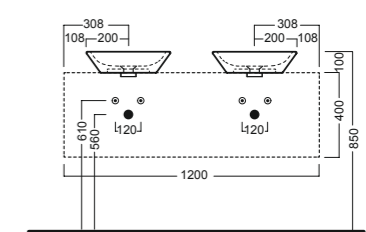
SLIDING wood system_taglio 3 dx - cut 3 rh



SLIDING wood system_taglio 4 doppio - cut 4 double



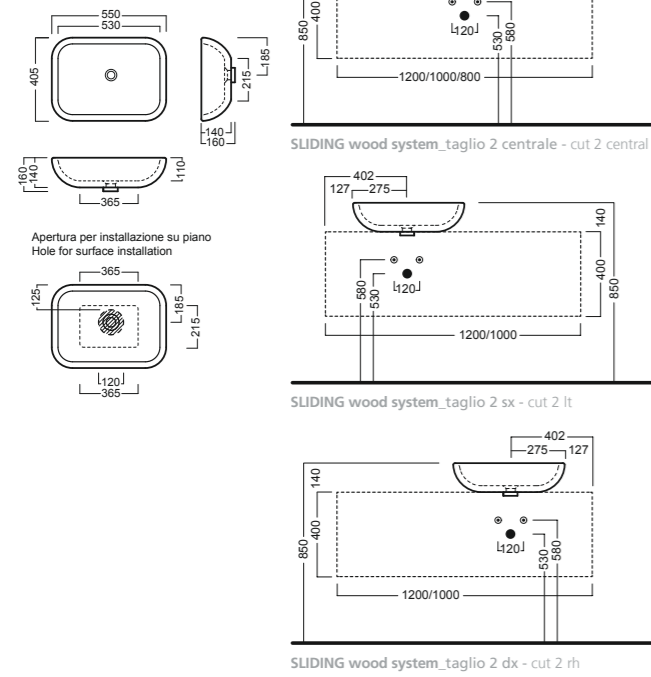
SLIDING wood system_taglio 4 doppiot - cut 4 double



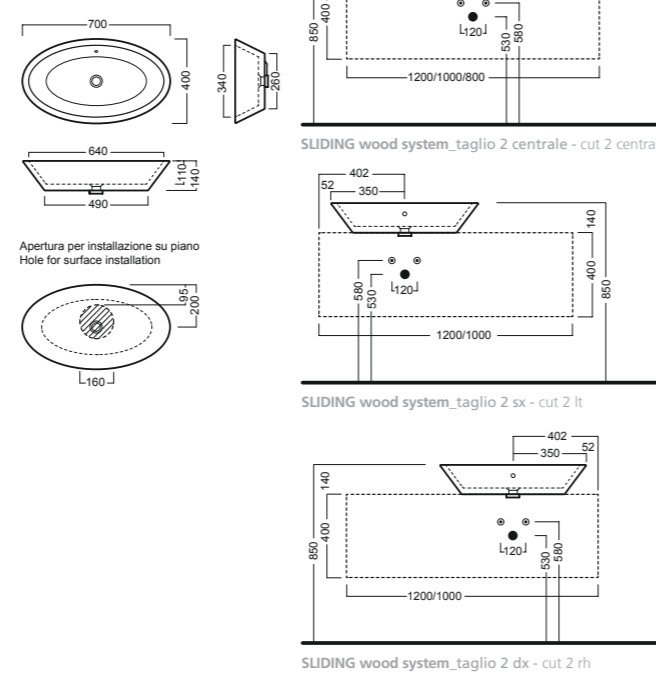
SLIDING wood system_taglio 4 doppio - cut 4 double

HAPPY HOUR

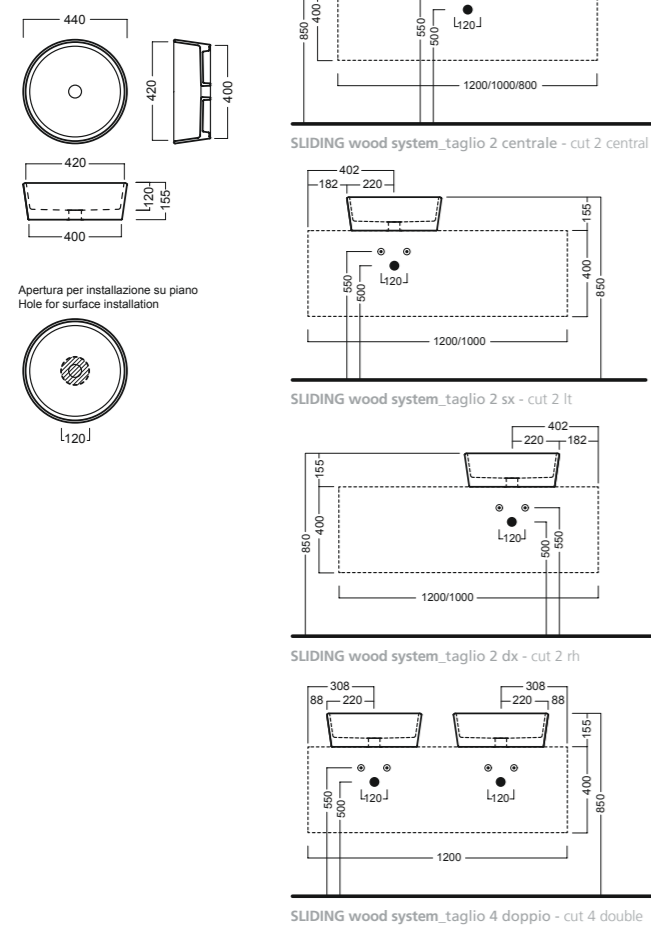
lavabo 17:00
washbasin 17:00



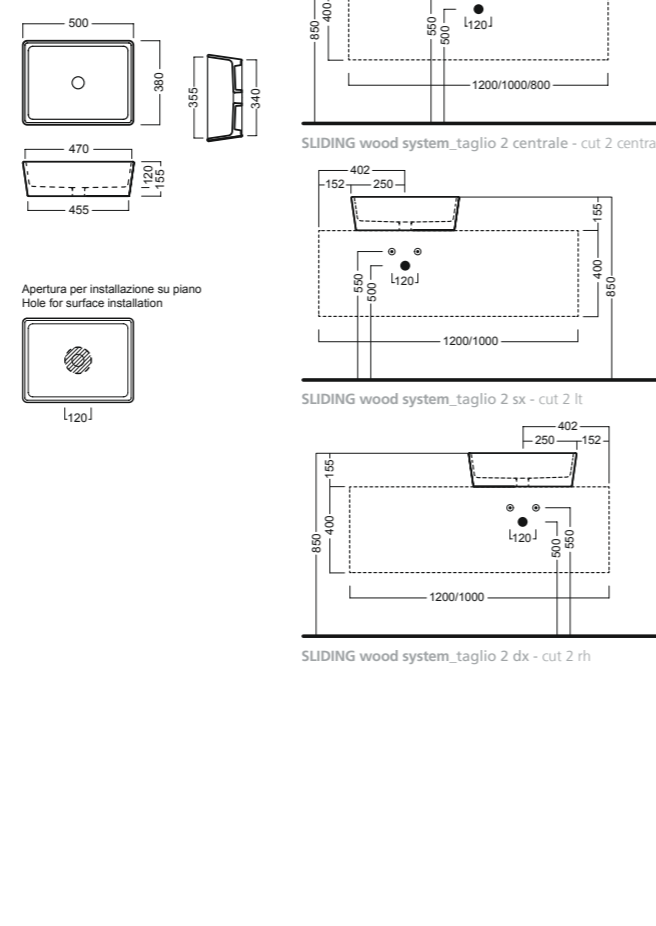
lavabo 22:00
washbasin 22:00



lavabo 07:00
washbasin 07:00

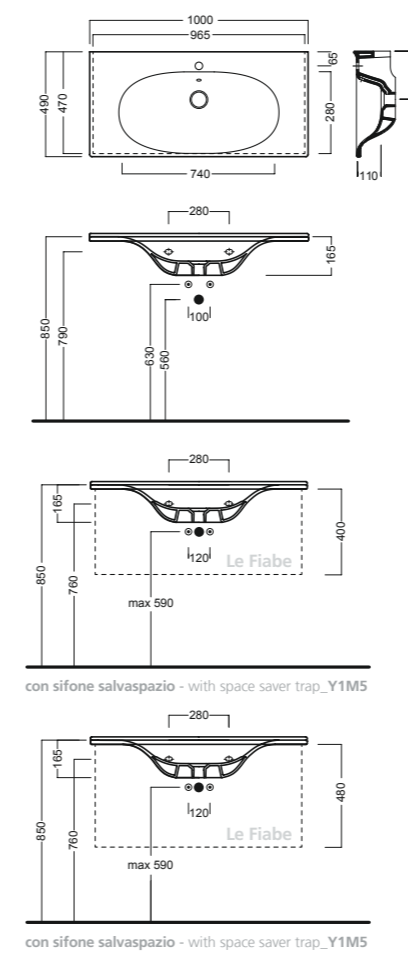


lavabo 11:00
washbasin 11:00

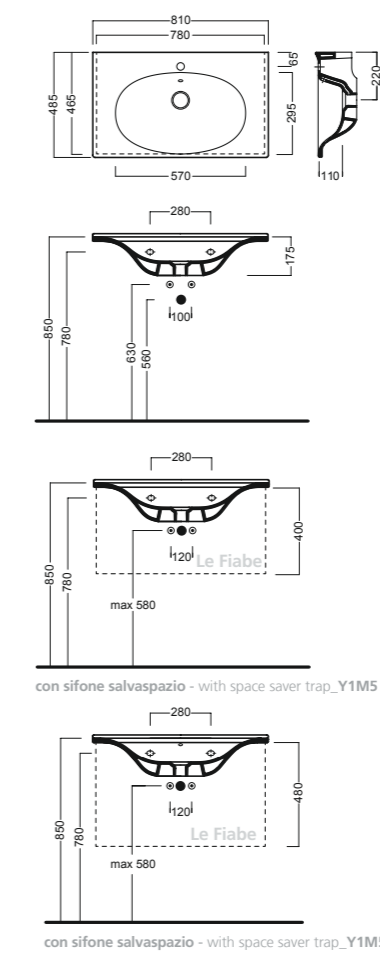


LE FIABE

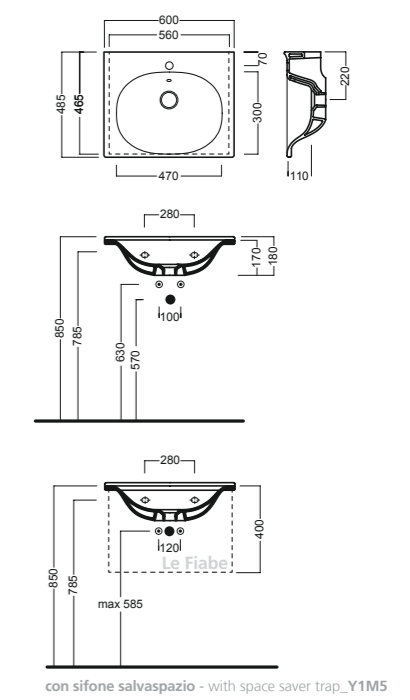
lavabo 100
washbasin 100



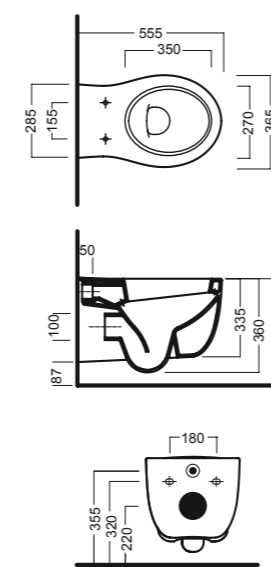
lavabo 80
washbasin 80



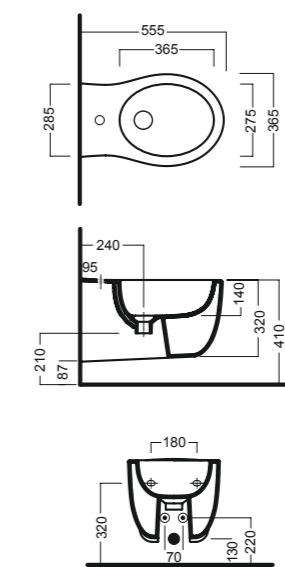
lavabo 60
washbasin 60



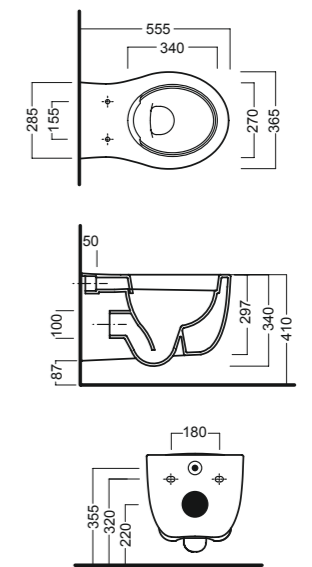
vaso sospeso
wall hung wc



bidet sospeso
wall hung bidet

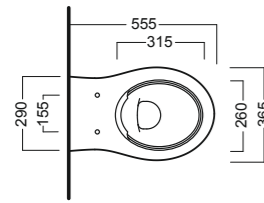


vaso sospeso rimless
rimless wall hung wc

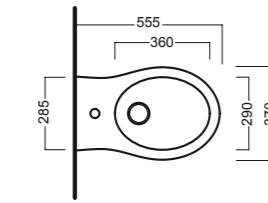


LE FIABE

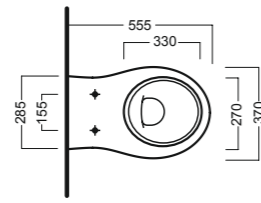
vaso filo muro
back to wall wc



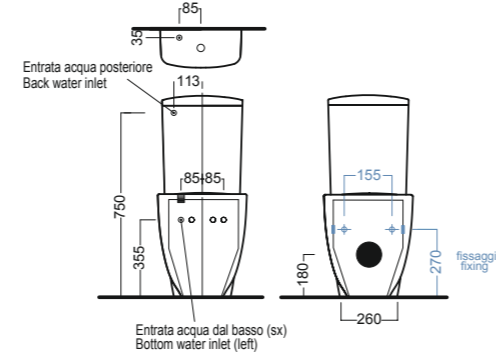
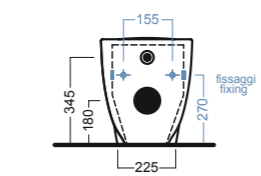
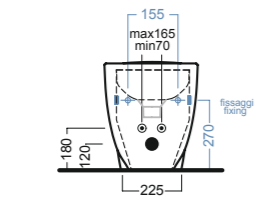
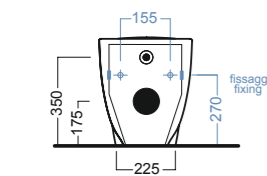
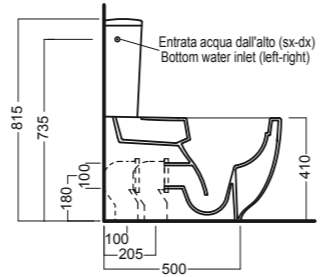
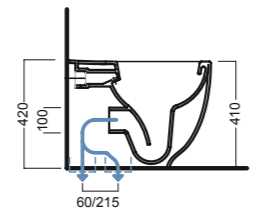
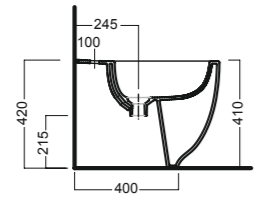
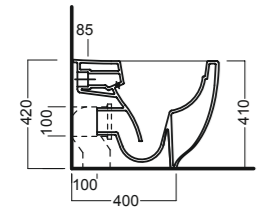
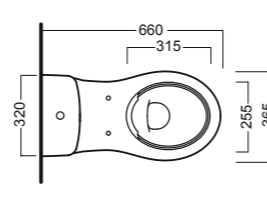
bidet filo muro_OPEN BIDET
back to wall bidet_OPEN BIDET



vaso filo muro_SCARICO TRASLATO
back to wall wc_SHIFT DRAIN SYSTEM

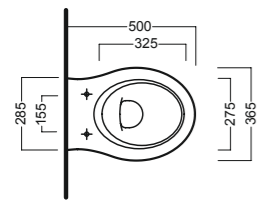


vaso monoblocco
coupled wc

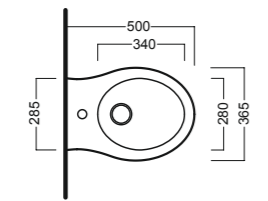


LE FIABE 50

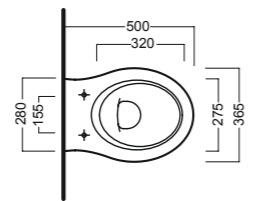
vaso sospeso_50
wall hung wc_50



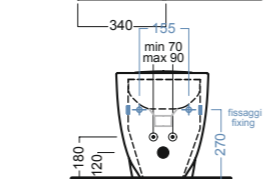
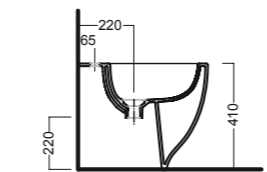
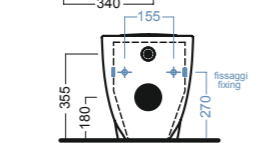
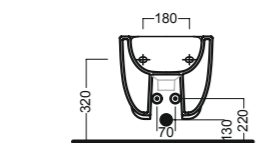
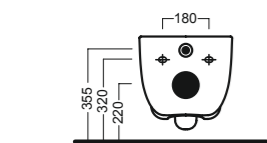
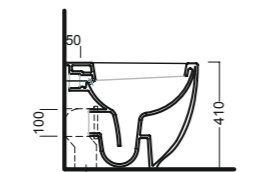
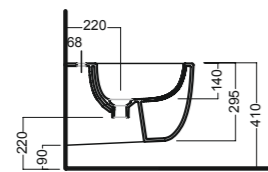
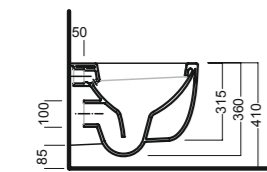
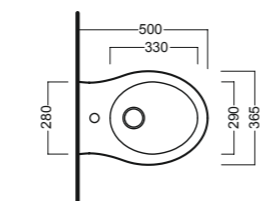
bidet sospeso_50
wall hung bidet_50



vaso filo muro_50
back to wall wc_50

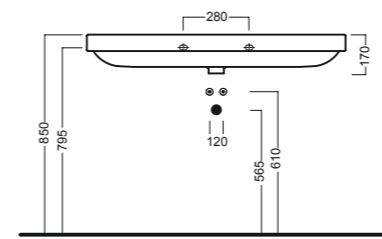
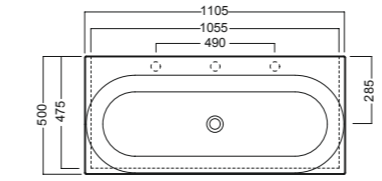


bidet filo muro_50
back to wall bidet_50

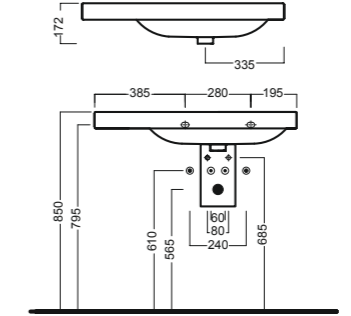
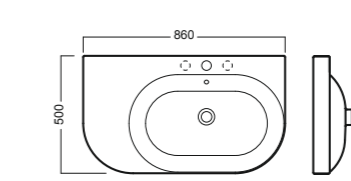


DAYTIME

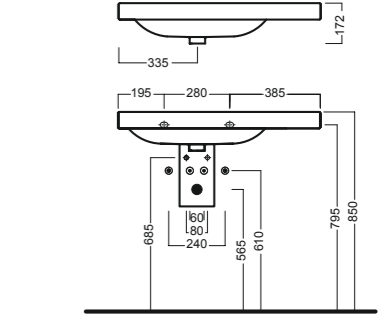
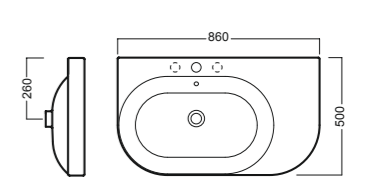
lavabo 110
washbasin 110



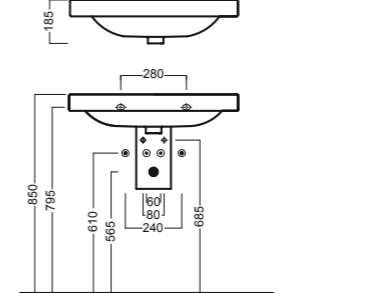
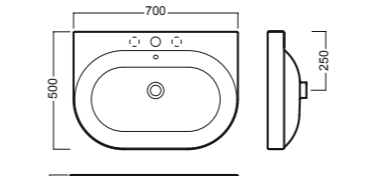
lavabo 86 destro
washbasin 86 right



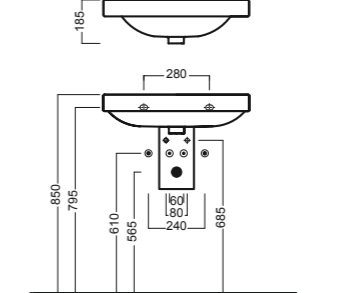
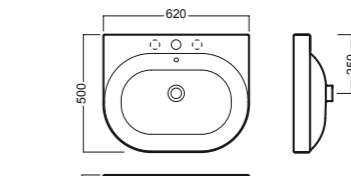
lavabo 86 sinistro
washbasin 86 left



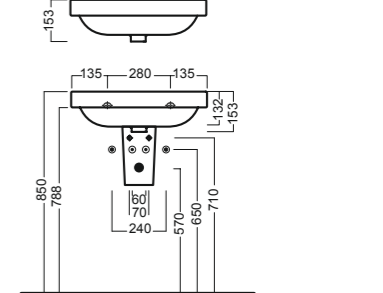
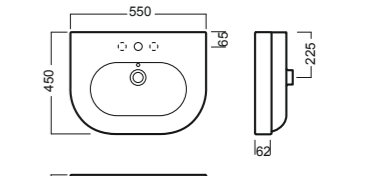
lavabo 70
washbasin 70



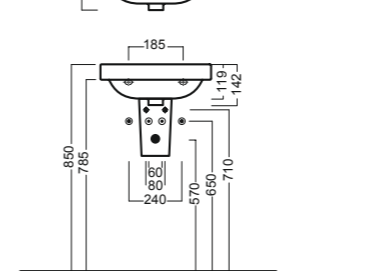
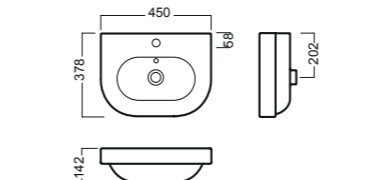
lavabo 62
washbasin 62



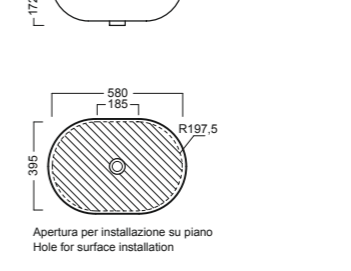
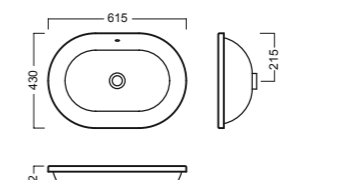
lavabo 55
washbasin 55



lavabo 45
washbasin 45

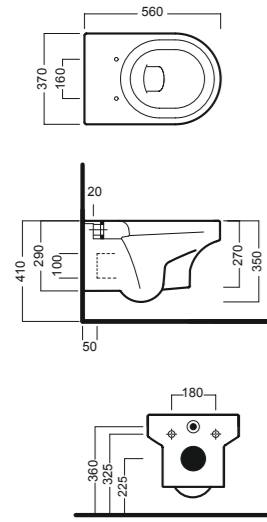


lavabo 62 incasso
62 countertop washbasin

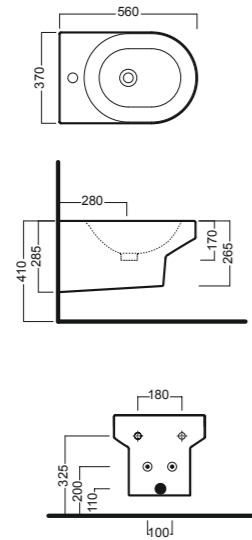


DAYTIME

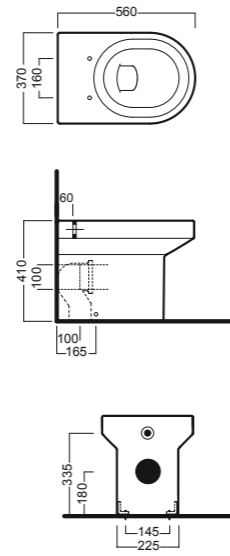
vaso sospeso
wall hung wc



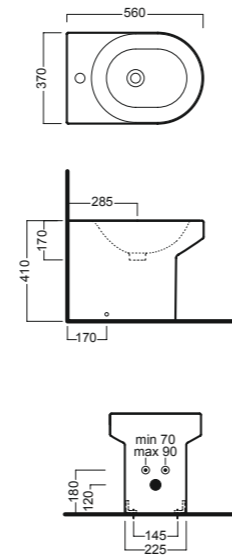
bidet sospeso
wall hung bidet



vaso filo muro
back to wall wc

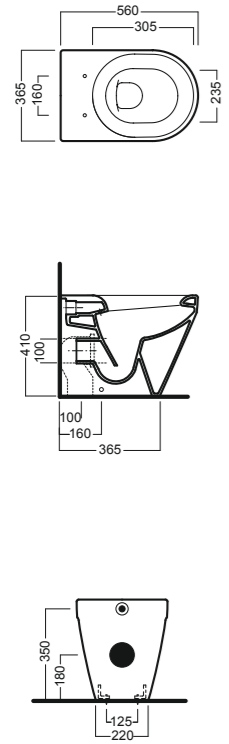


bidet filo muro
back to wall bidet

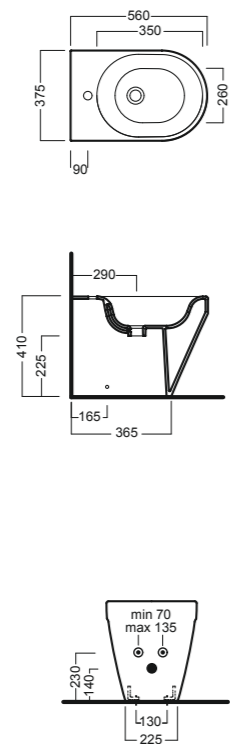


DAYTIME EVO

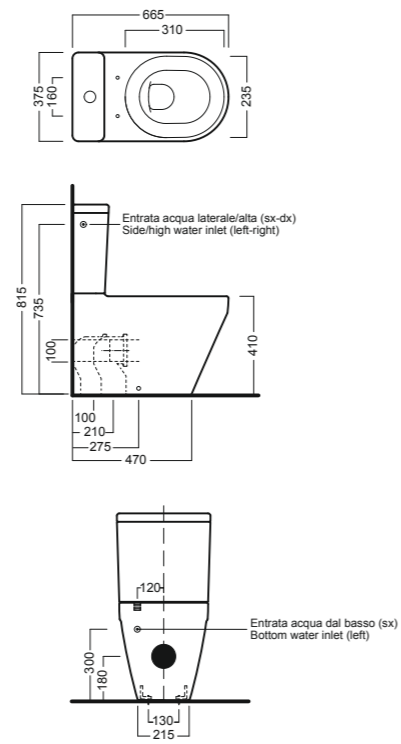
vaso filo muro
back to wall wc



bidet filo muro
back to wall bidet

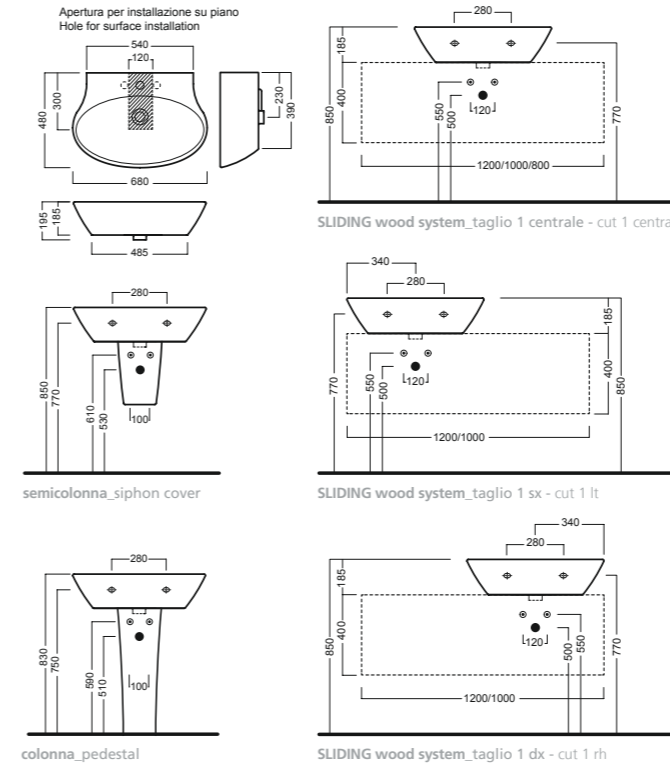


vaso monoblocco con cassetta
coupled wc with cistern

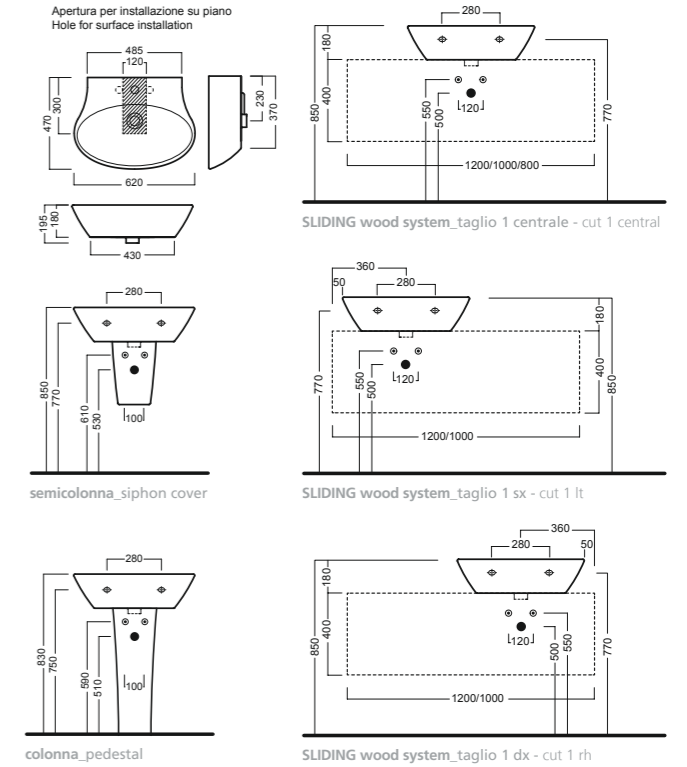


NIDO

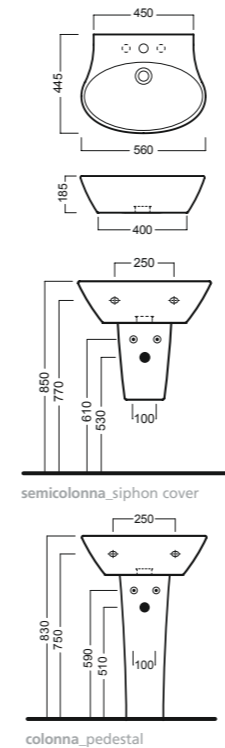
lavabo 68
washbasin 68



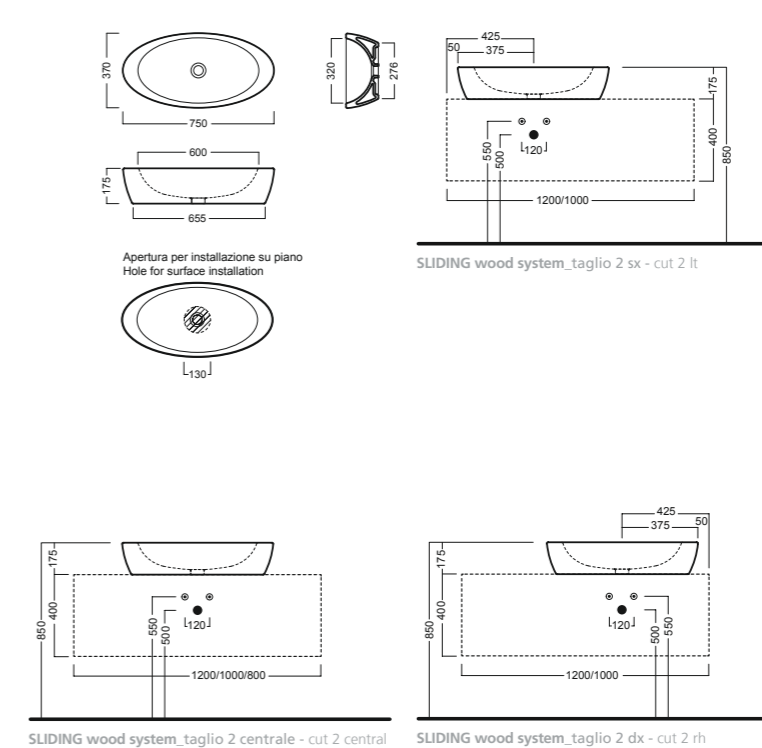
lavabo 62
washbasin 62



lavabo 56
washbasin 56

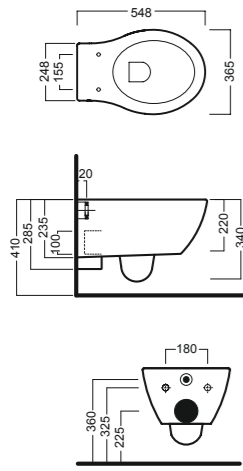


lavabo 75 da appoggio
surface-mounted washbasin 75

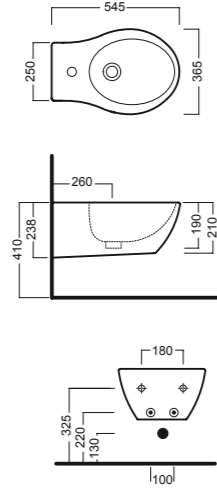


NIDO

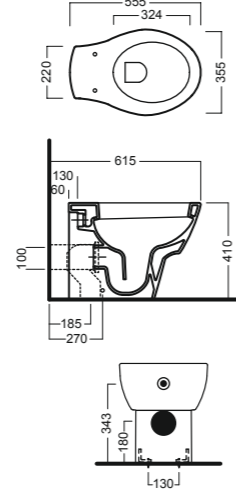
vaso sospeso
wall hung wc



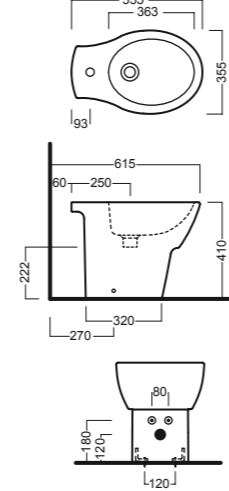
bidet sospeso
wall hung bidet



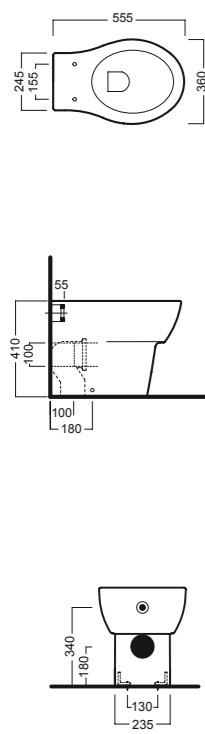
vaso
wc



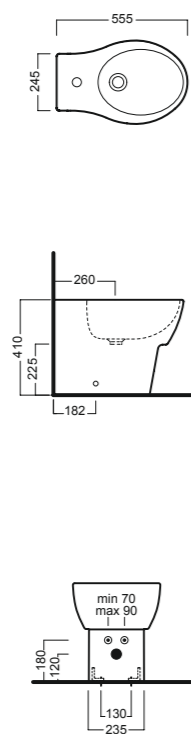
bidet
bidet



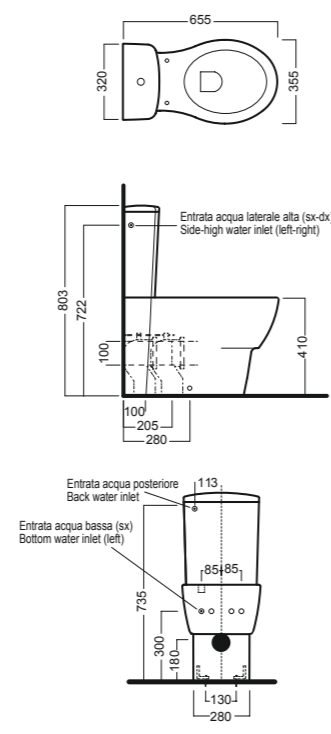
vaso filo muro
back to wall wc



bidet filo muro
back to wall bidet

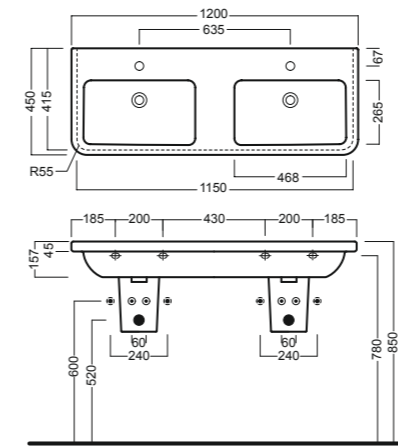


vaso monoblocco con cassetta
coupled wc with cistern

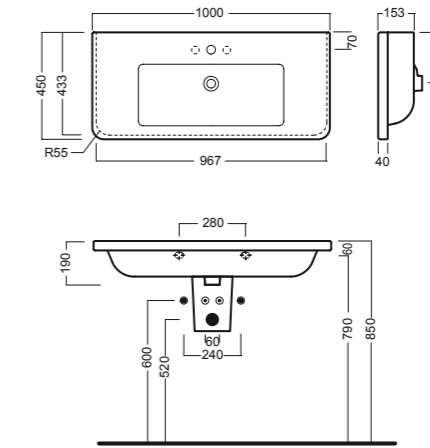


ERIKA pro Q

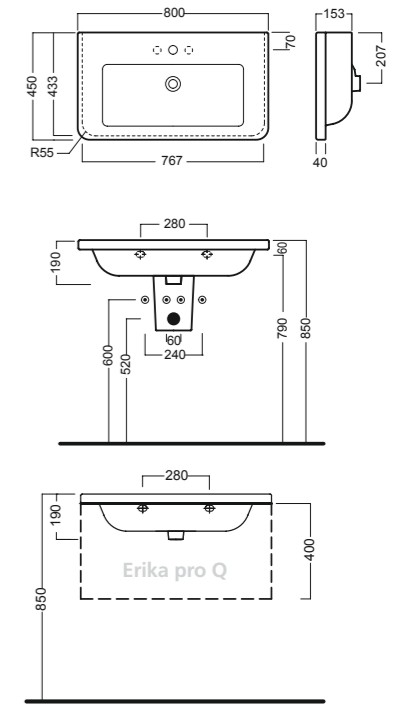
lavabo 120
washbasin 120



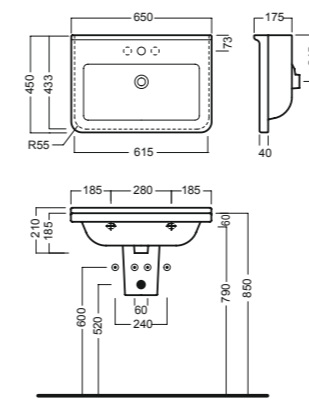
lavabo 100
washbasin 100



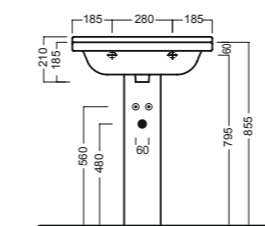
lavabo 80
washbasin 80



lavabo 65
washbasin 65

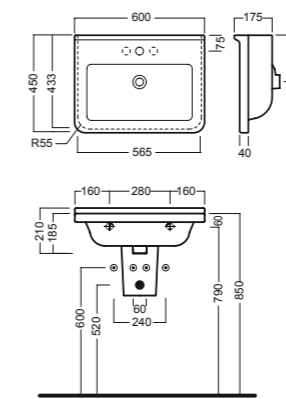


semicolonna_siphon cover

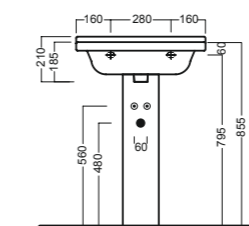


colonna_pedestal

lavabo 60
washbasin 60

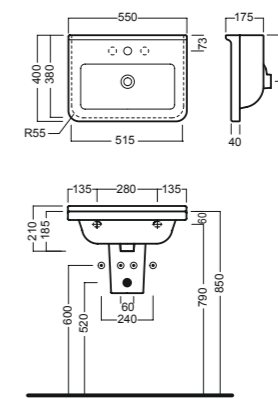


semicolonna_siphon cover

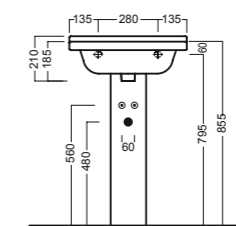


colonna_pedestal

lavabo 55
washbasin 55

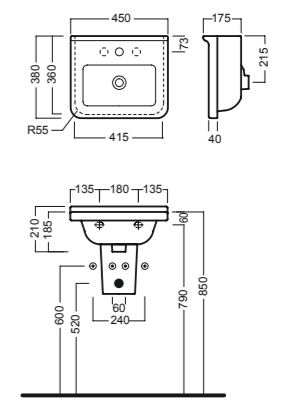


semicolonna_siphon cover

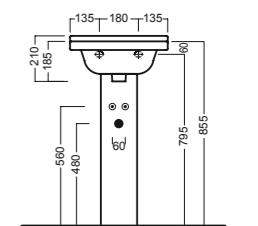


colonna_pedestal

lavabo 45
washbasin 45



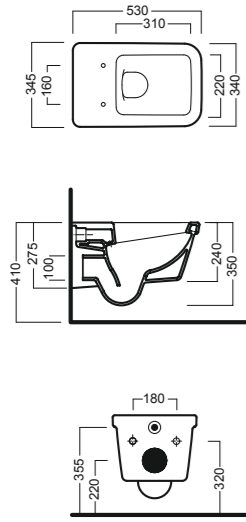
semicolonna_siphon cover



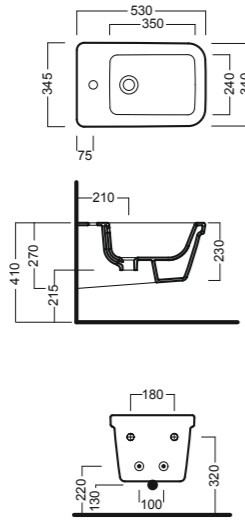
colonna_pedestal

ERIKA pro Q

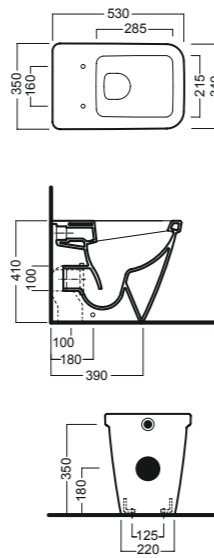
vaso sospeso
wall hung wc



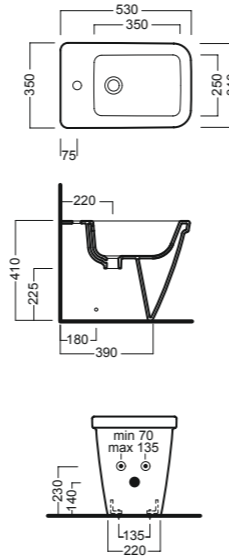
bidet sospeso
wall hung bidet



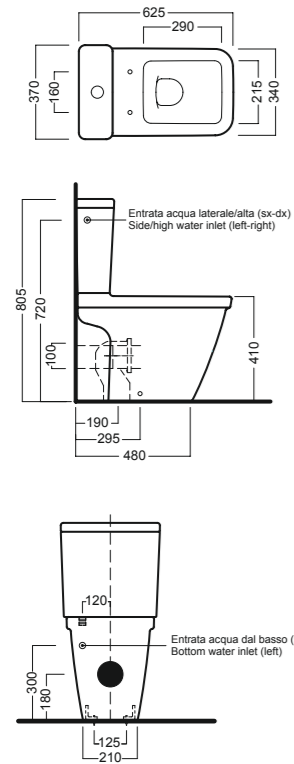
vaso filo muro
back to wall wc



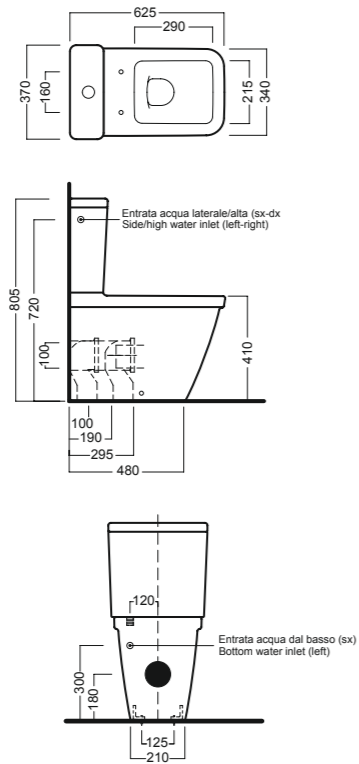
bidet filo muro
back to wall bidet



vaso monoblocco con cassetta
coupled wc with cistern

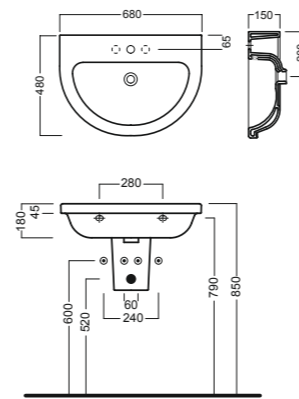


vaso monoblocco con cassetta filo muro
back to wall coupled wc with cistern

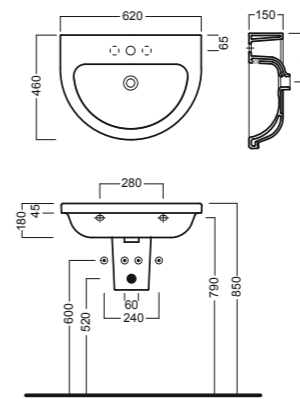


ERIKA pro

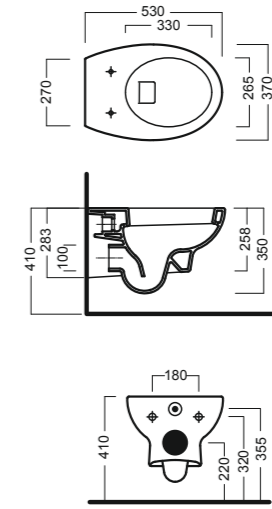
lavabo 68
washbasin 68



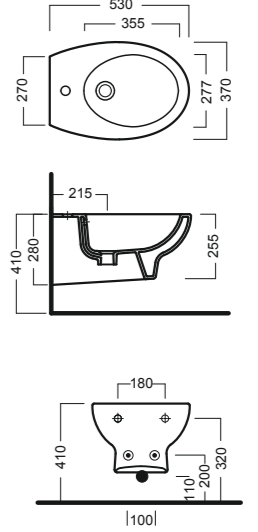
lavabo 62
washbasin 62



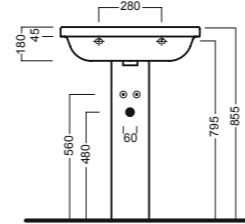
vaso sospeso
wall hung wc



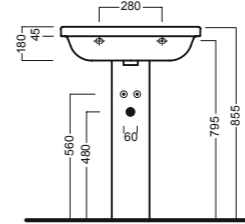
bidet sospeso
wall hung bidet



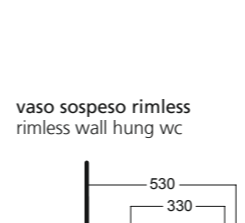
semicolonna_siphon cover



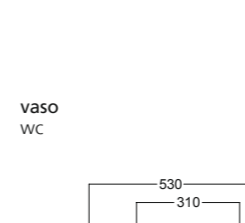
semicolonna_siphon cover



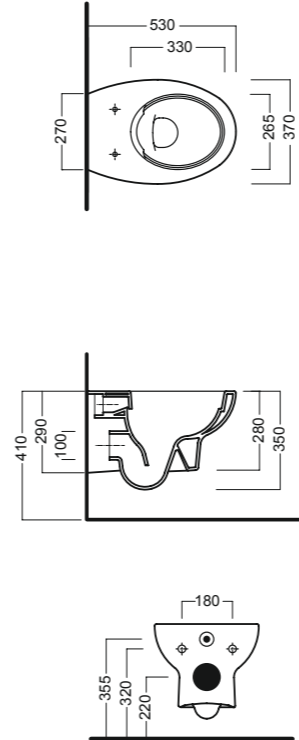
colonna_pedestal



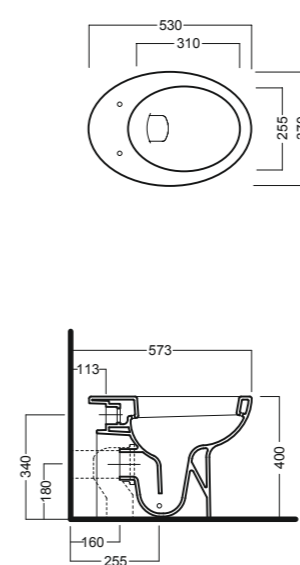
colonna_pedestal



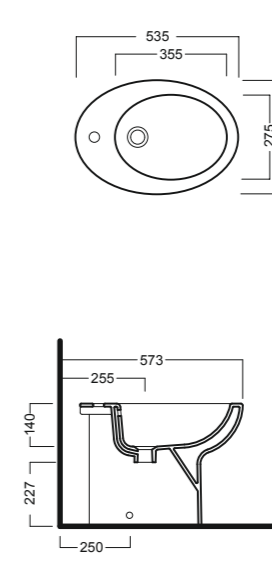
vaso sospeso rimless
rimless wall hung wc



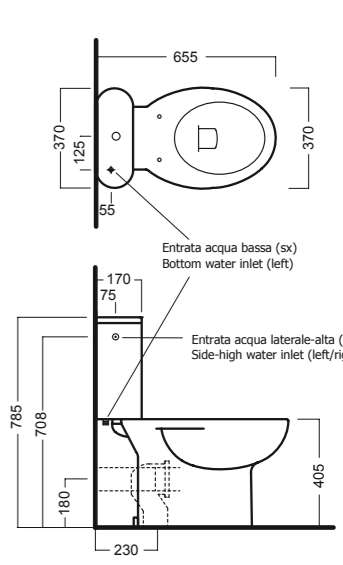
vaso
wc



bidet
bidet

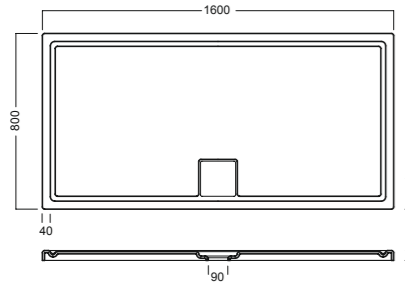


vaso monoblocco con cassetta
coupled wc with cistern

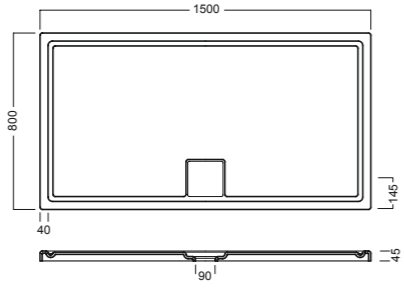


LIF showertrays

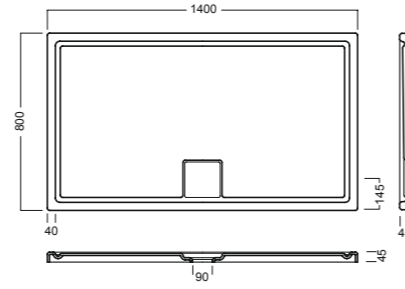
LIF.ST 160x80_HEAVYCRIL



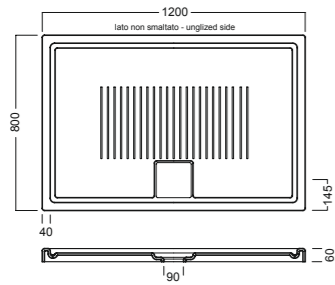
LIF.ST 150x80_HEAVYCRIL



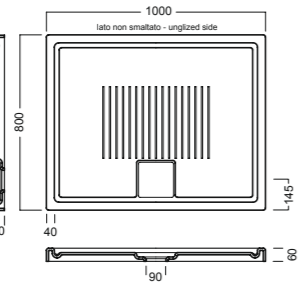
LIF.ST 140x80_HEAVYCRIL



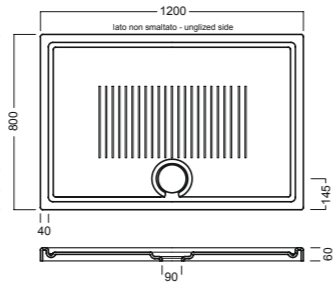
LIF.ST 120x80_CERAMIC



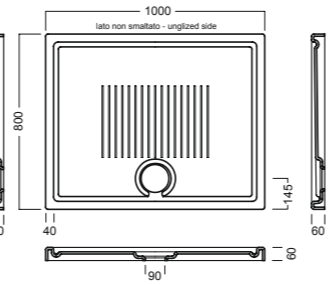
LIF.ST 100x80_CERAMIC



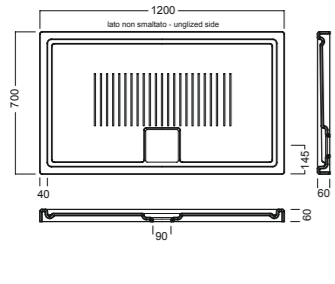
LIF.RO 120x80_CERAMIC



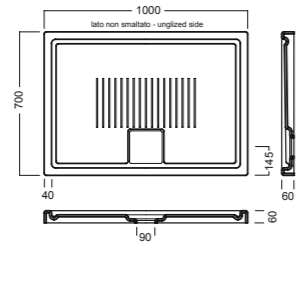
LIF.RO 100x80_CERAMIC



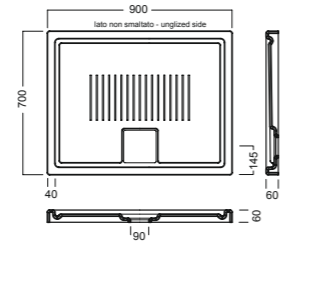
LIF.ST 120x70_CERAMIC



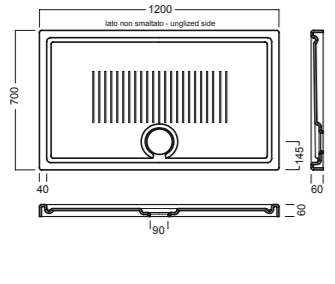
LIF.ST 100x70_CERAMIC



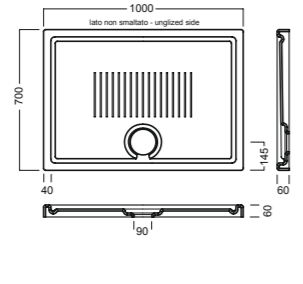
LIF.ST 90x70_CERAMIC



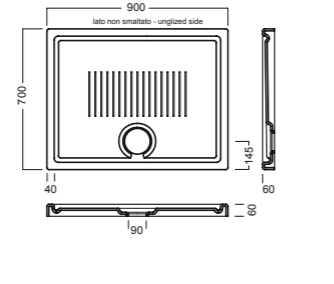
LIF.RO 120x70_CERAMIC



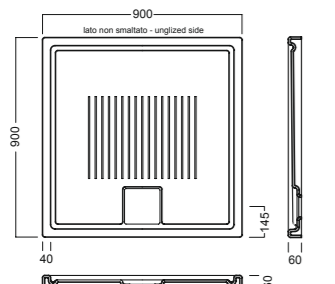
LIF.RO 100x70_CERAMIC



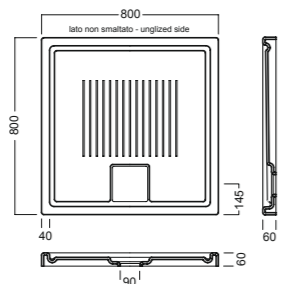
LIF.RO 90x70_CERAMIC



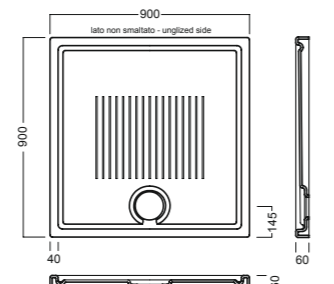
LIF.ST 90x90_CERAMIC



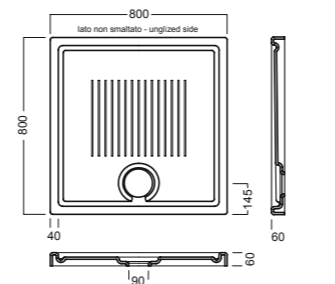
LIF.ST 80x80_CERAMIC



LIF.RO 90x90_CERAMIC

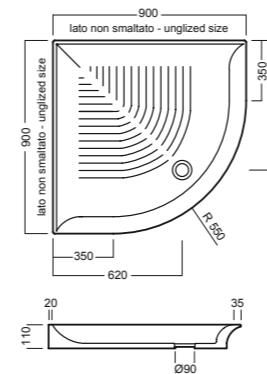


LIF.RO 80x80_CERAMIC

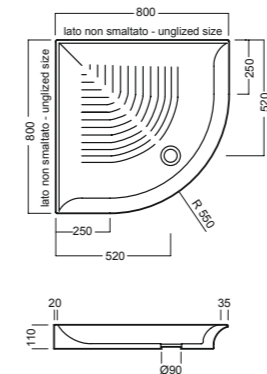


DROP

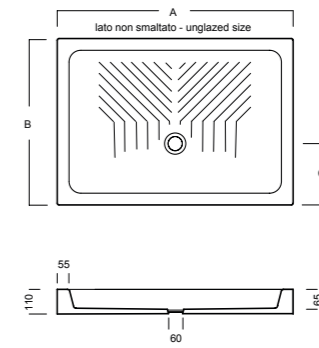
piatto doccia 90x90 angolare
corner showertray 90x90



piatto doccia 80x80 angolare
corner showertray 80x80

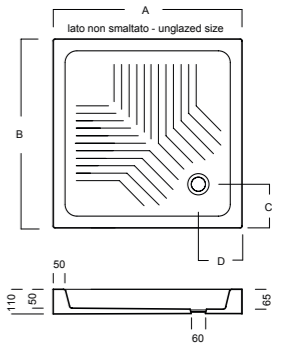


piatti doccia rettangolari
rectangular showertrays



PIATTI DOCCIA	A	B	C
120x80	1200	810	260
100x80	1010	810	260
120x70	1200	750	260
100x70	1010	705	260
90x72	905	720	160

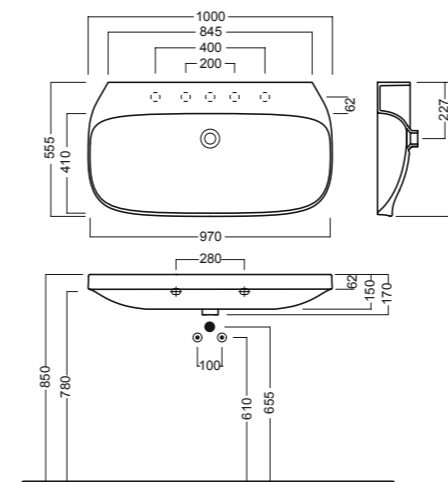
piatti doccia quadrati
square showertrays



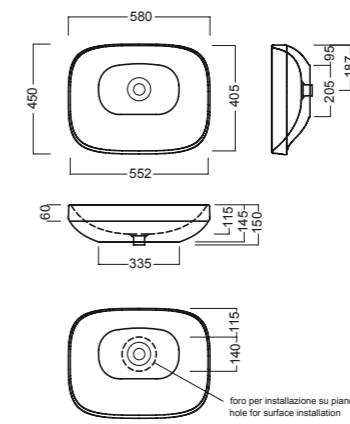
PIATTI DOCCIA	A	B	C	D
90x90	905	905	155	155
80x80	805	805	185	185
75x75	750	750	805	805
70x70	700	700	805	805

ABITO

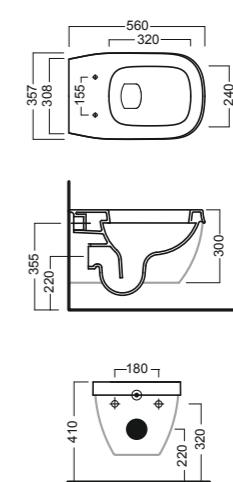
lavabo 100
washbasin 100



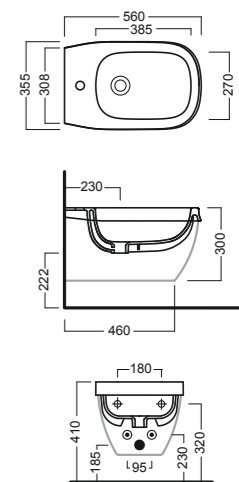
lavabo 80
washbasin 80



vaso sospeso
wall hung wc

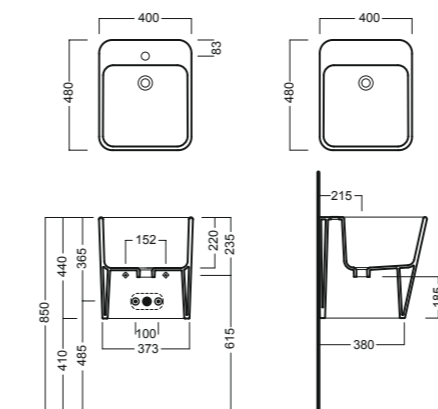


bidet sospeso
wall hung bidet

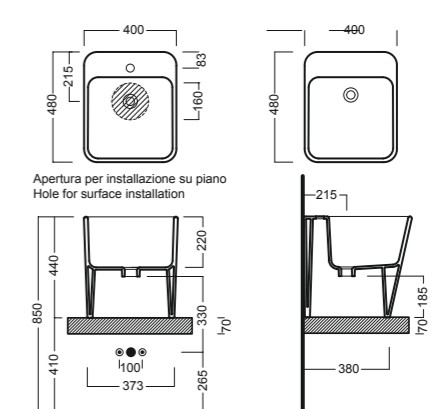


G-FULL

lavabo pilozzo sospeso
wall hung sink

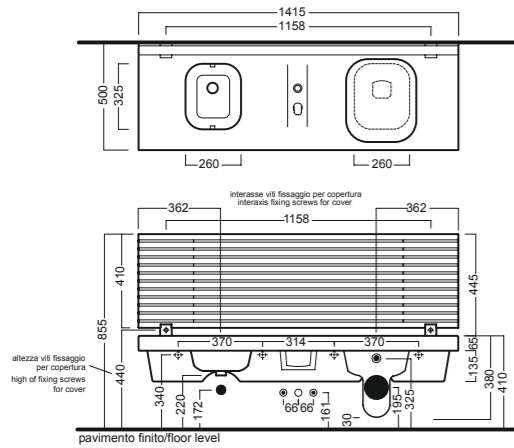


lavabo pilozzo in appoggio
surface-mounted sink

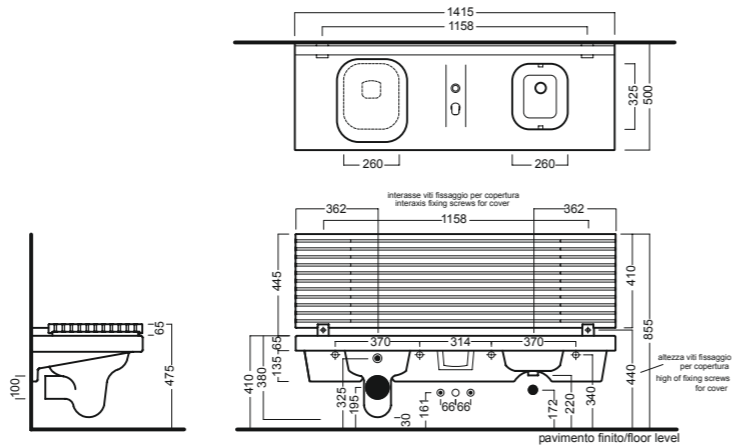


G-FULL

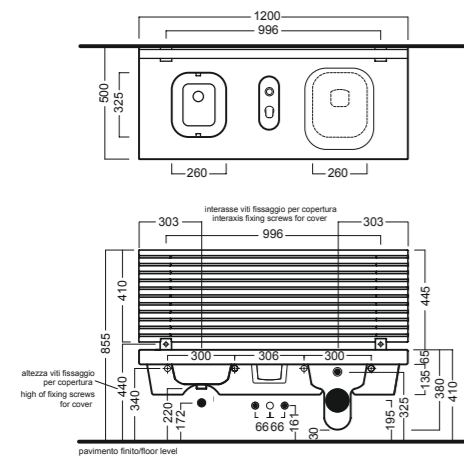
G-FULL 140 vaso a destra
G-FULL 140 wc right



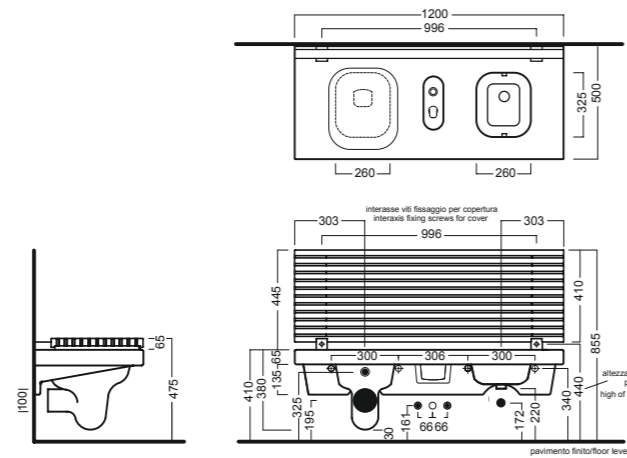
G-FULL 140 vaso a sinistra
G-FULL 140 wc left



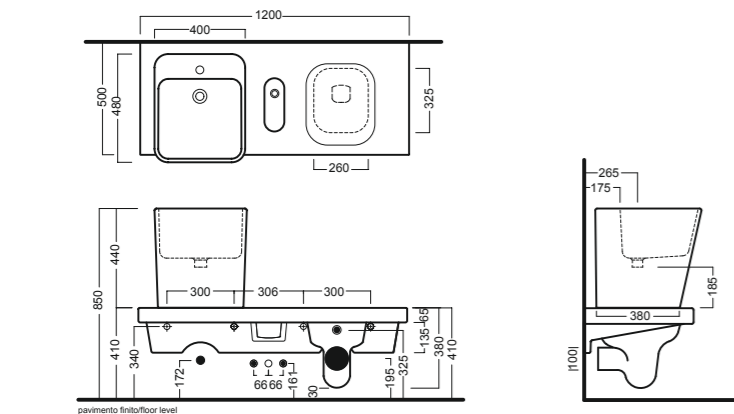
G-FULL 120 vaso a destra
G-FULL 120 wc right



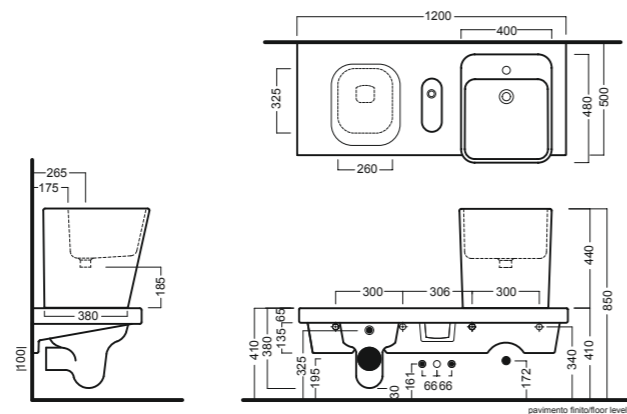
G-FULL 120 vaso a sinistra
G-FULL 120 wc left



G-FULL 120 vaso a destra + lavabo pilozzo
G-FULL 140 wc right + sink

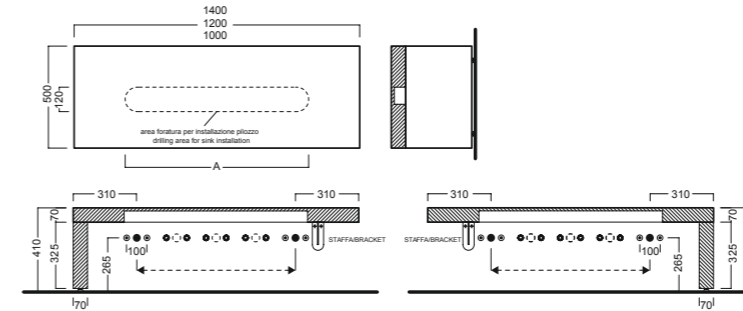


G-FULL 120 vaso a sinistra + lavabo pilozzo
G-FULL 140 wc left + sink

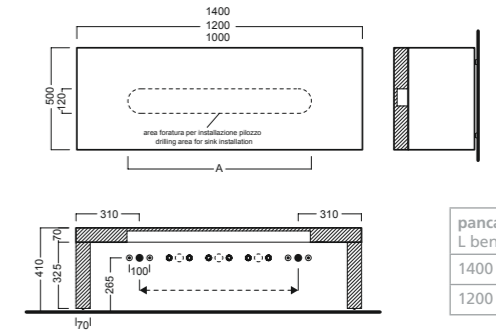


G-FULL

panca ad L
L bench



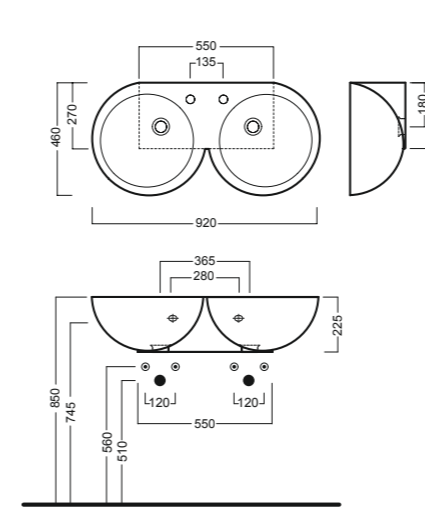
versione freestanding
freestanding version



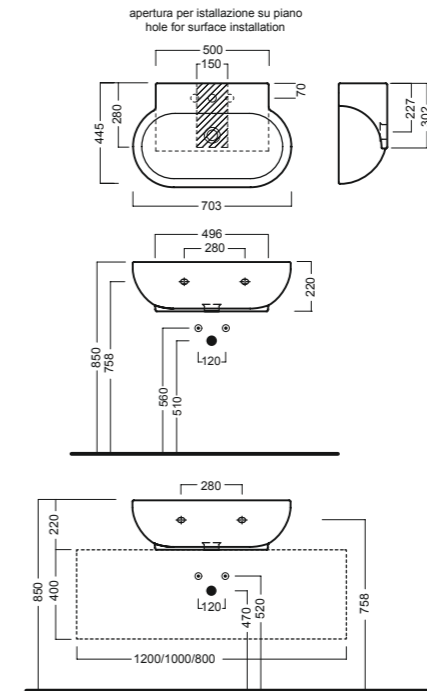
panca L L bench	A
1400	900
1200	700

YOU & ME

lavabo 92
washbasin 92

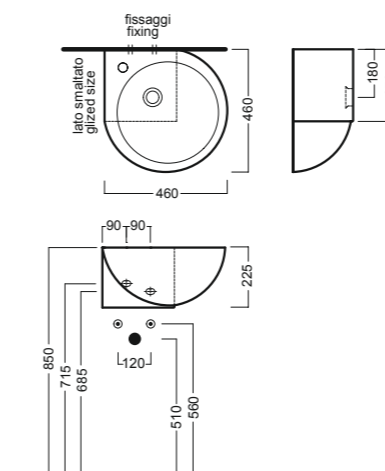


lavabo 70
washbasin 70

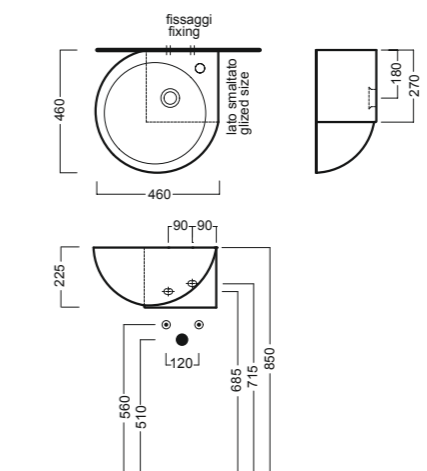


SLIDING wood system_taglio 1 centrale - cut 1 central

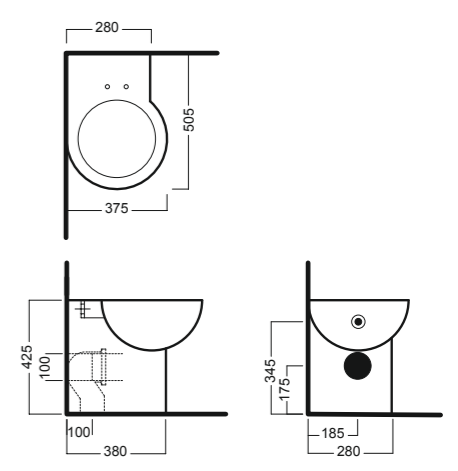
lavabo 46 destro
washbasin 92 right



lavabo 46 sinistro
washbasin 92 left

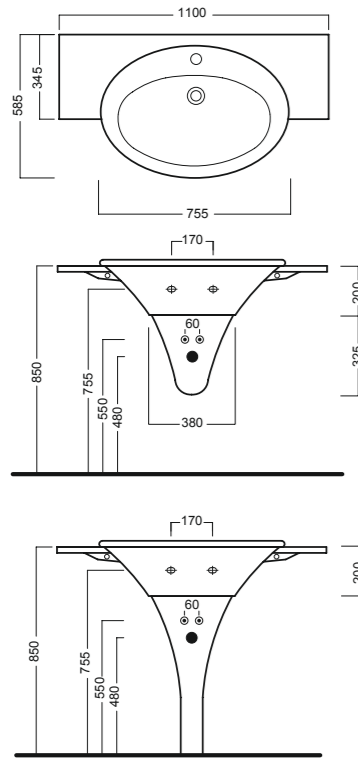


vaso d'angolo destro filo muro
back to wall right-hand corner wc

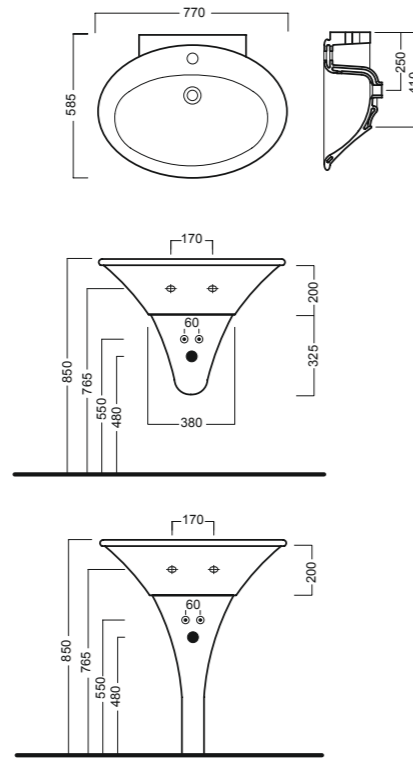


SCULTURE

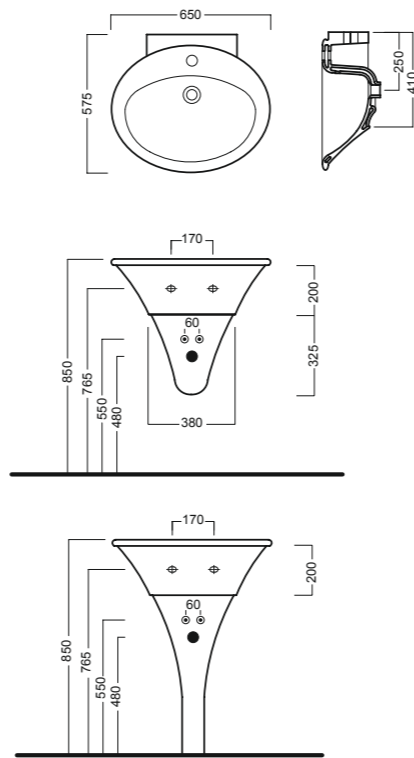
lavabo 110
washbasin 110



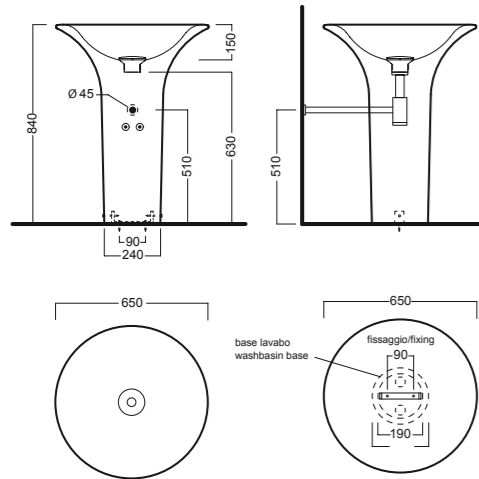
lavabo 77
washbasin 77



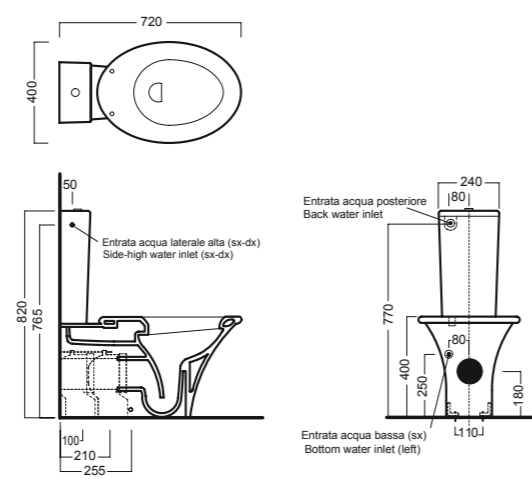
lavabo 65
washbasin 65



lavabo 65 freestanding scarico a parete
wall outlet freestanding washbasin 65

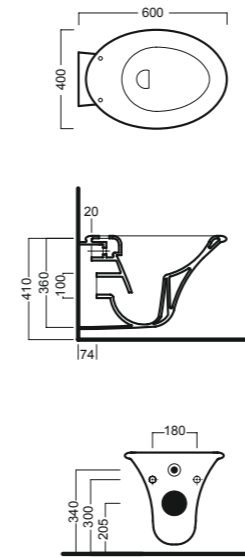


vaso monoblocco con cassetta
coupled wc with cistern

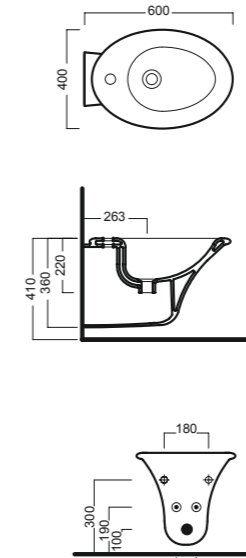


SCULTURE

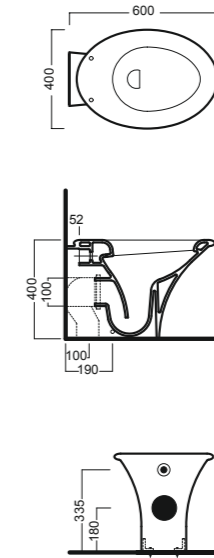
vaso sospeso
wall hung wc



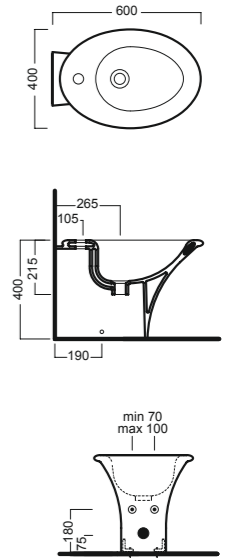
bidet sospeso
wall hung bidet



vaso filo muro
back to wall wc

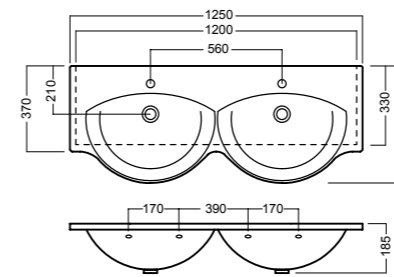


bidet filo muro
back to wall bidet

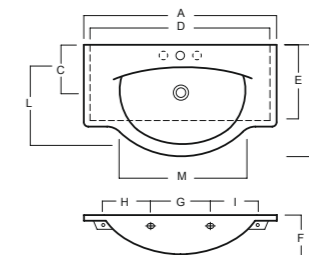


SOPHIE

lavabo doppio 125
double washbasin 125



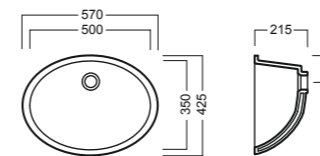
lavabi 120-105-95-86-75-56
washbasins 120-105-95-86-75-56



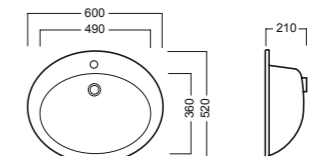
SOPHIE	A	B	C	D	E	F	G	H	I	L	M
lavabo 120	1200	500	215	1155	330	195	280	170	170	315	540
lavabo 105	1050	495	210	1010	330	190	280	170	170	315	540
lavabo 95	950	500	195	905	330	195	280	170	170	315	540
lavabo 86	870	500	210	820	330	195	280	-	-	315	540
lavabo 75	750	495	210	710	330	190	280	-	-	315	540
lavabo 56	560	450	190	510	350	170	190	-	-	275	385

INCASSO

lavabo ad incasso sottopiano CATERINE
CATERINE built in undercounter washbasins

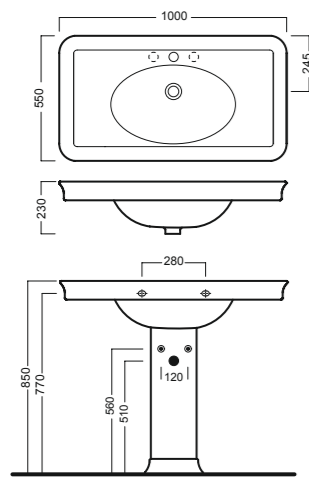


lavabo ad incasso sopra piano OVALINE
OVALINE built in washbasin on the countertop

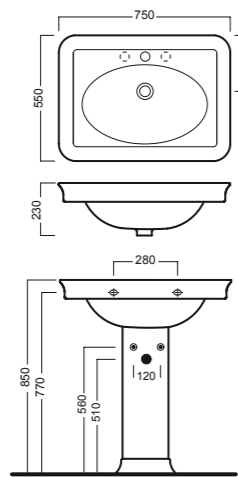


DOLCEVITA

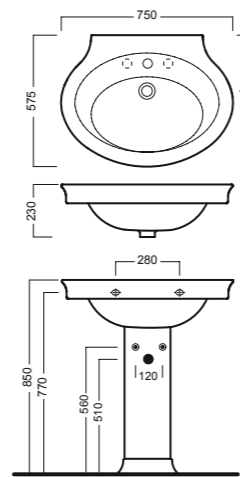
lavabo 100
washbasin 100



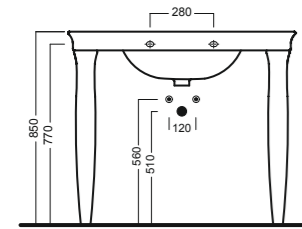
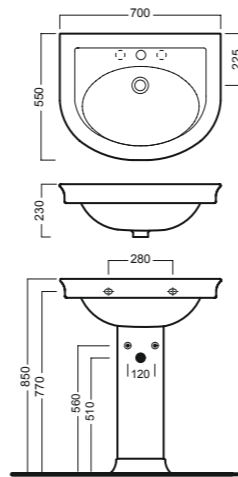
lavabo R75
washbasin R75



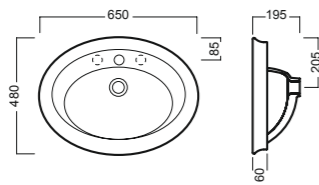
lavabo O75
washbasin O75



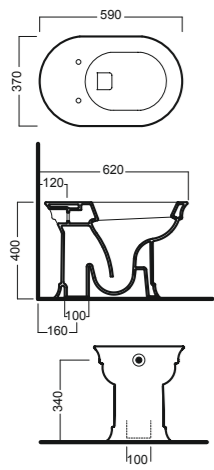
lavabo 70
washbasin 70



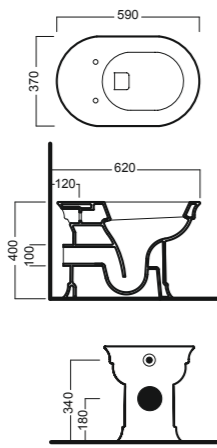
lavabo 65 ad incasso
countertop washbasin 65



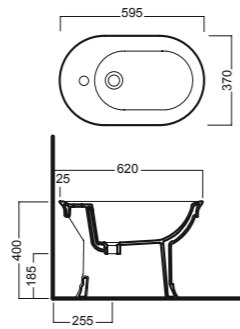
vaso scarico terra
floor outlet wc



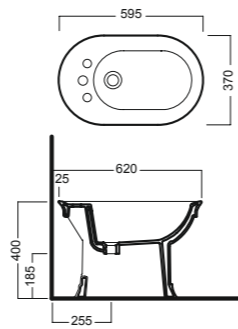
vaso scarico parete
wall outlet wc



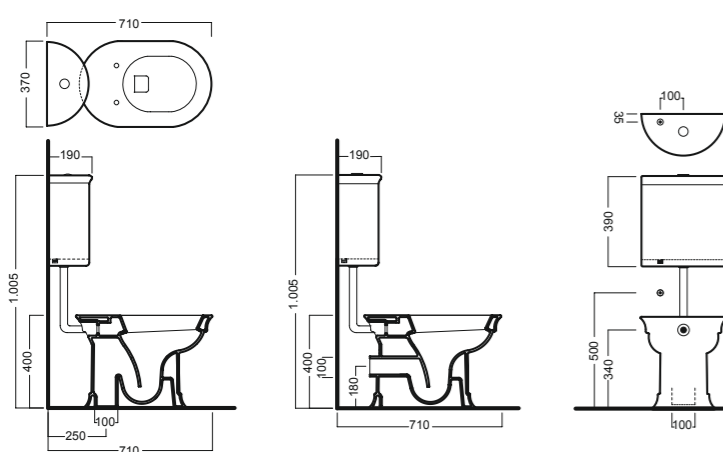
bidet monoforo
one hole bidet



bidet triforo
three holes bidet



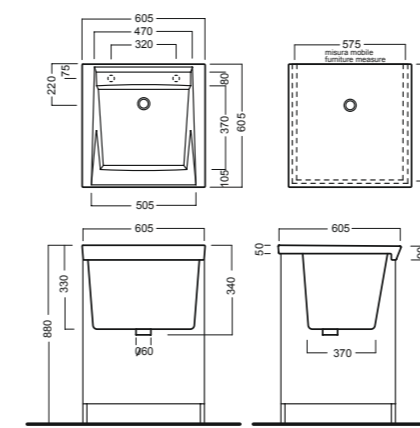
vaso scarico terra/parete + cassetta a zaino
floor/wall outlet wc + low-level cistern



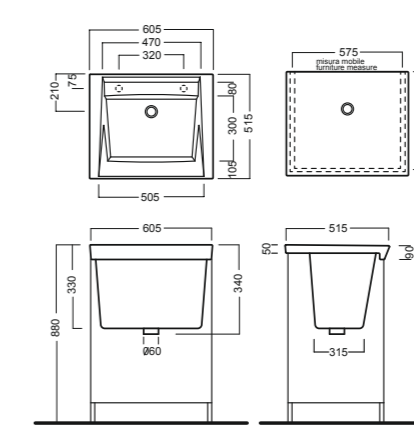
Entrata acqua bassa (sx)
Bottom water inlet (left)

SPECIALI

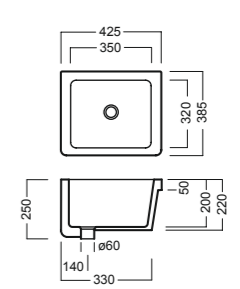
lavapanni SIXTY.LP
SIXTY.LP laundry sink



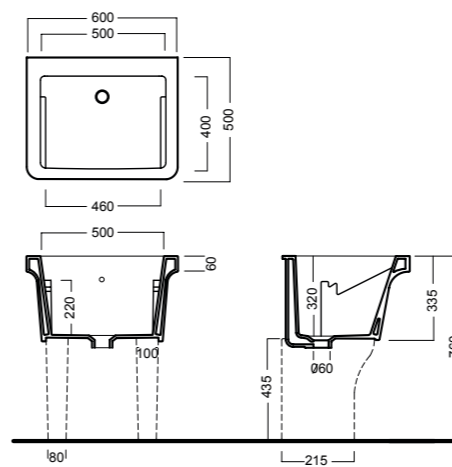
lavapanni FIFTY.LP
FIFTY.LP laundry sink



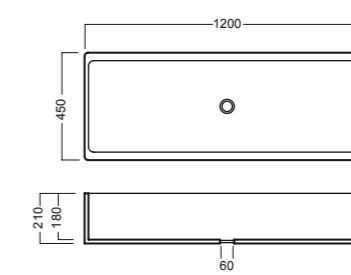
lavatoio 38
sink 38



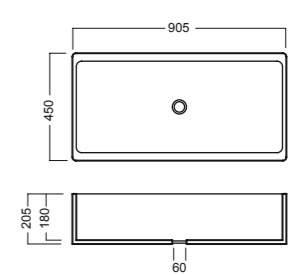
lavatoio 60
sink 60



lavabo a canale 120
sink 120

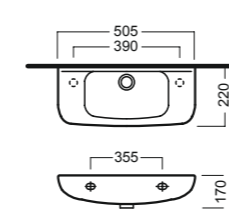


lavabo a canale 90
sink 90



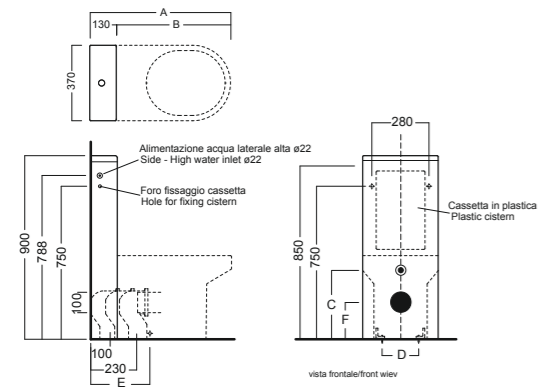
LAVAMANI

lavamani DINO
DINO handrinse basins



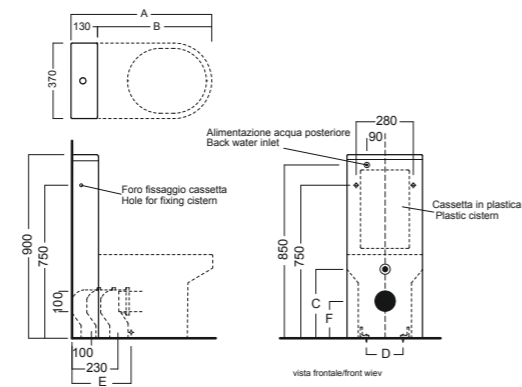
MONOLITH

cassetta attacco laterale alto dx/sx
side-high inlet right/left cistern



wc	A	B	C	D	E	F
FUSION	670	540	355	125	300	180
FUSION 48	610	480	360	115	290	190
DAYTIME	690	560	335	145	295	180
DAYTIME EVO	690	560	350	125	290	180
ERIKA PRO Q	660	530	350	125	310	180
NIDO	685	555	340	130	310	180
YOU & ME corner	635	505	345	-	315	175

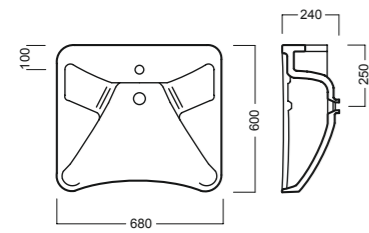
cassetta attacco posteriore
back inlet cistern



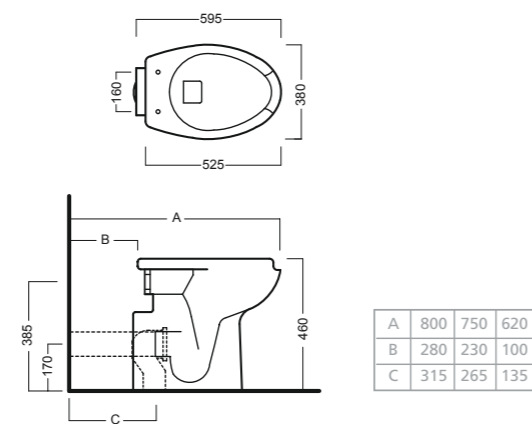
wc	A	B	C	D	E	F
FUSION	670	540	355	125	300	180
FUSION 48	610	480	360	115	290	190
DAYTIME	690	560	335	145	295	180
DAYTIME EVO	690	560	350	125	290	180
ERIKA PRO Q	660	530	350	125	310	180
NIDO	685	555	340	130	310	180
YOU & ME corner	635	505	345	-	315	175

AUTONOMY

lavabo ergonomico
ergonomic washbasin



vaso con apertura frontale
wc with front opening



CONCEPT&GRAPHIC DESIGN
lkos

© Copyright Hatria Srl

Stampa Gennaio 2018
10000
ABB

Hatria si riserva il diritto di apportare, in qualsiasi momento e senza preavviso, modifiche tecniche e dimensionali ai propri prodotti.
Hatria reserves the right to change the models at any moment and without notice.

hatria

Hatria S.r.l

Via Isidoro e Lepido Facii Zona industriale S. Atto_64020 Teramo_Italia
tel. +39 0861 2011_fax +39 0861 201235

venditeitalia@hatria.comexportdpt@hatria.commarketing@hatria.com

www.hatria.com