



MATLINE | INTELLIGENT MAT SYSTEM | UK

unidrain[®]



"With MatLine, a classic is born.

Design and functionality combine to form a synthesis,
and the mat design becomes an integral part of the room."

Kenneth Waaben, designer, Unidrain A/S



NEWS | MATLINE INTELLIGENT MAT SYSTEM

The Nordic climate is a challenge, with snow, rain, mud and slush for much of the year. In active family life, weather conditions often make it difficult to keep your home presentable all the time. The unidrain® MatLine system is a highly functional and elegant solution to an everyday problem.

MatLine is an intelligent mat system designed for people who appreciate elegance and efficiency. The product is not only practical. It is also a design feature – one you will be proud to show off.

Use MatLine in the utility room or in the hall and connect it to the existing drain system so that any excess water drains away. MatLine can be installed in any house type and floor design.

TECHNICAL DETAILS

MatLine is useful and relevant in every building. The intelligent mat system consists of four parts: A mat, frame, strainer and fitting. A hook is supplied to make raising the mat easier. The mat is flush with the surrounding floor and surrounded by a slim steel frame in brushed stainless steel. There is a strainer under the mat to catch sand and gravel. Below that is the fitting, which is cast into the floor. Height-adjustable supports are available to order to facilitate the casting process.



- A: Mat
- B: Frame
- C: Strainer
- D: Fitting
- E: Height-adjustable supports (accessory)



To raise the mat, use the hook (supplied).
When the mat is raised, it locks automatically
into the raised position.



EASY TO CLEAN

MatLine helps to keep homes free of dirt.

The dirt falls into the gap between the brush panels and then down into the underlying fitting. The mat looks less dirty and the dirt can easily be vacuumed up afterwards. Melted snow and slush and water used to wash the floor runs directly into the drain under the mat.



MatLine can be installed in the floor of your hall or utility room. The discrete contemporary design makes MatLine the perfect choice for any type of modern building.

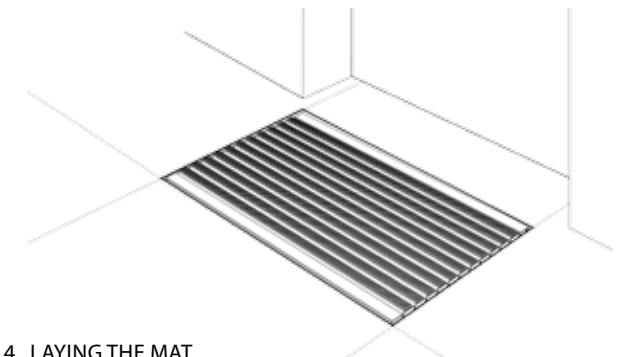
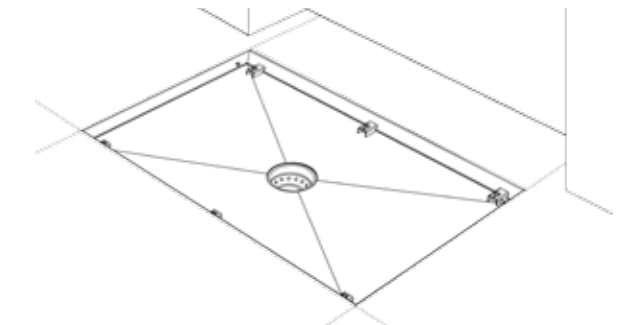
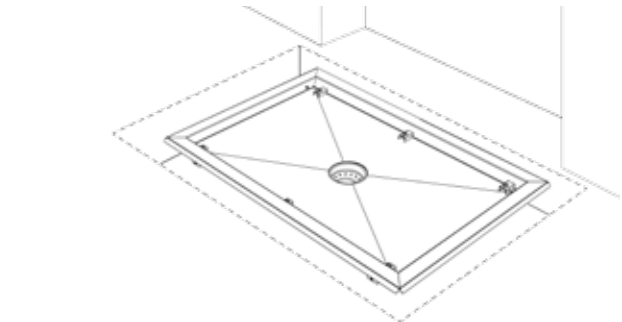
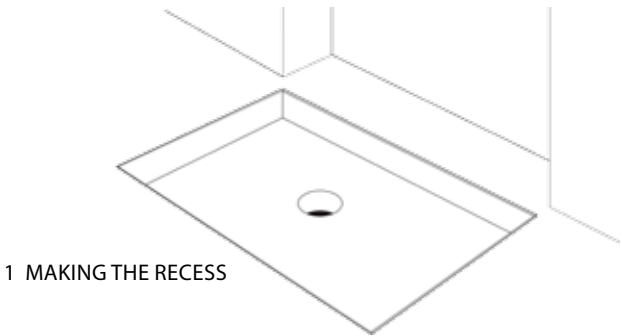
MATLINE FOR ALL STRUCTURES

MatLine can be installed in any type of house or floor design including heavy concrete structures and light structures with timber beams. The mat efficiently removes dirt and mud, and diverts water. For all structures, the materials and building methods used must be appropriate and approved.

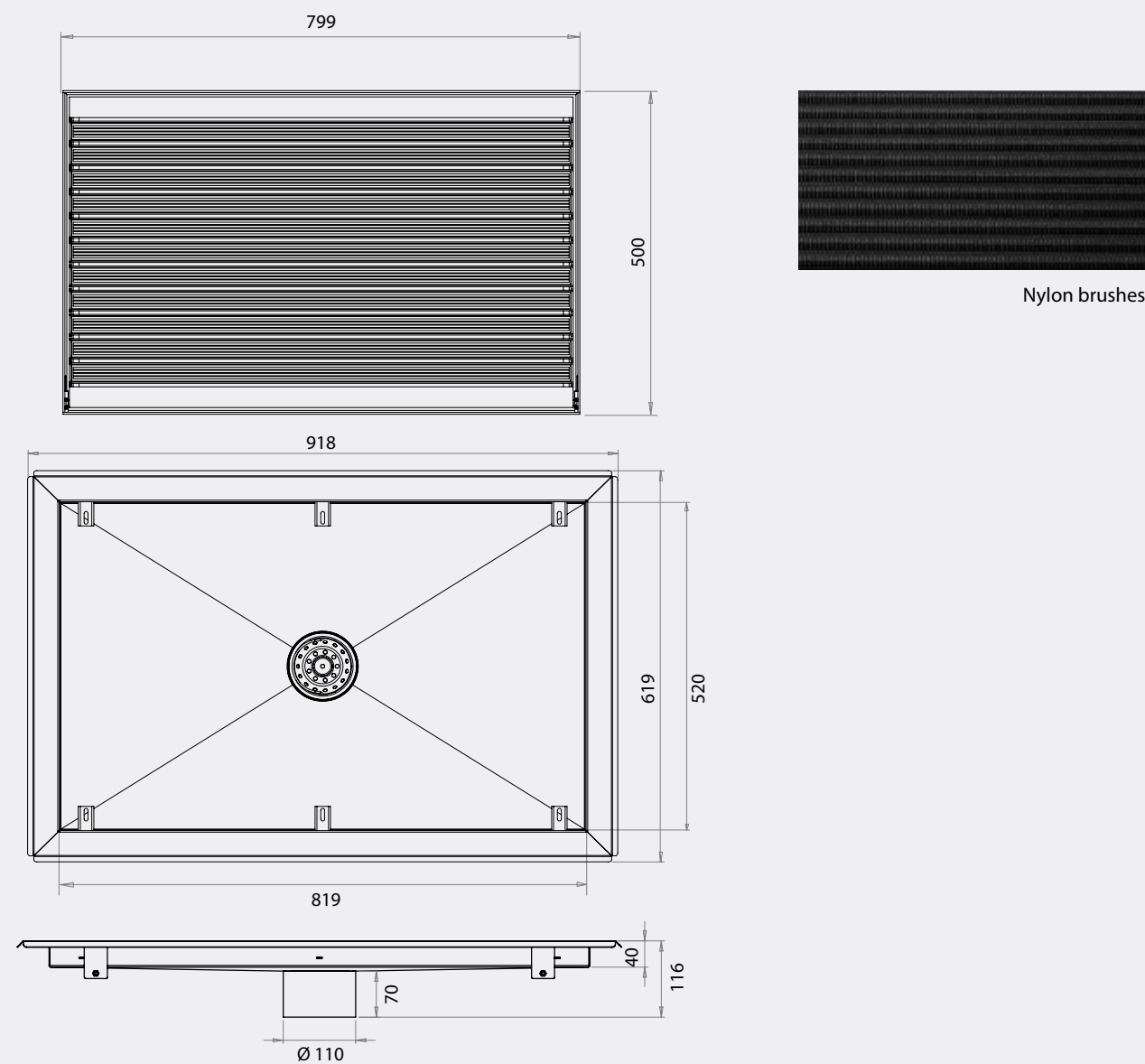


INSTALLATION

MatLine can be installed in any house type and floor design.



OVERVIEW



THE PERFECT CHOICE

- Stylish Danish design
- Minimises dirt in the home
- Easy to clean
- Connects directly to drain
- Flexible system, where the height can be adjusted depending on the thickness of the floor tiles
- UV and chemical resistant nylon brushes that can withstand many years of normal use
- Intelligent brushes, straighten themselves after use

MATLINE COMPLETE

Description	Length model	Dimension	Item no.	EAN no.
MatLine complete	800	500 x 800 mm	6001.0800	5707692009025

MATLINE ACCESSORIES

Description	Length model	Dimension	Item no.	EAN no.
Nylon brushes – pack of 11	800	780 mm	6001.0801	5707692009049
Steel panel	800	780 mm	6003.0800	5707692009063
Strainer	800	D: 110 mm	6005.0000	5707692009087
Height-adjustable supports, set of 4			6006.0000	5707692009315



Unidrain A/S
Farum Gydevej 71
DK-3520 Farum
Denmark

T +45 3910 1010
info@unidrain.com
www.unidrain.com

unidrain[®]